NEF US EQUITY - I

Investment Policy

The objective of this equity Fund is to achieve total return. The Fund's investment decisions are made on a discretionary basis. The Fund mainly invests in stocks from issuers domicilied in the USA. Investments in stocks issued by companies located outside the USA are permitted. From time to time the Fund may employ hedging techniques and hold cash reserves. Income generated by the Fund is reinvested and included in the value of units. Investors can buy or sell units of the Fund every day which is a bank business day in Luxembourg. Recommendation: this Fund may not be appropriate for investors who plan to withdraw their money within 5 to 6 years.

Overview

Date	30 Nov 2020
Portfolio launch date	04 Mar 2002
Unit class launch date	22 Apr 2002
Unit Type	Cap
Currency	EUR
ISIN Code	LU0140695858
Ticker Bloomberg	NORUSEI
NAV Frequency	Daily
Management Fees	0.60%
Ongoing Charges	0.84%
Management Company	NEAM S.A.
Investment Manager	MFS International
Central Administration	CACEIS
Depositary Bank	CACEIS

SRRI Indicator

Low risk — High risk



Fund Volatility - 1Y	18.15
Sharpe Ratio - 1Y	28.49

Total Net Asset (Sub-fund) - 1 Year or since inception

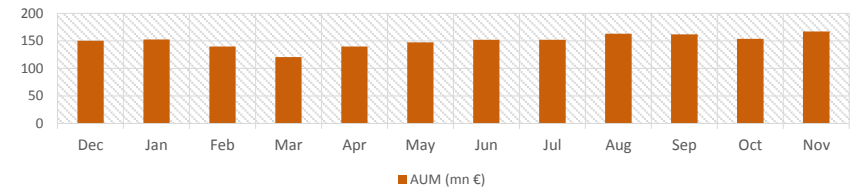

Performance Indicators

Performance %	1M	3M	6M	YTD	1Y	3Y
NEF US EQUITY - I	7.47%	3.10%	8.62%	4.67%	5.24%	39.39%
NDDUUS Index	*8.64%*	*4.40%*	*12.86%*	*8.96%*	*9.97%*	

MSCI USA Net Total Return USD Index

Past Performance - 3 Years

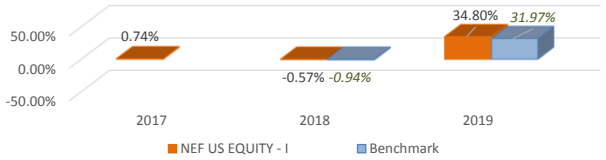

Past Performance - 12 Months

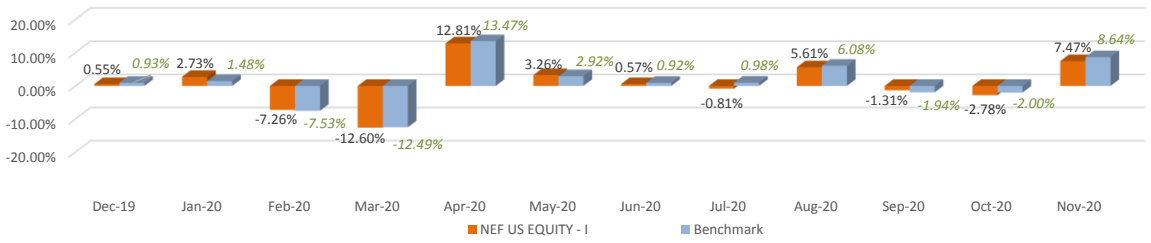

Daily NAV Price - 5 Year or since inception

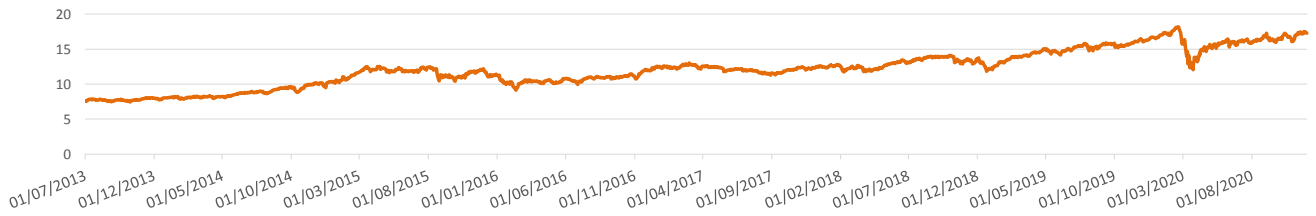

This document does not constitute an offer to purchase securities or solicitation of public savings. An investment involves risks, there is no certainty that the investment's objective will be achieved. Past performance is not necessarily a guarantee or an indication of future performance. The capital in these funds is not guaranteed. The document is prepared for information purposes, before the subscription read the Key Investor Information - KIID. This document may not be reproduced, in whole or in part. For more information please go to our Fund pages on our website www.neam.lu

Asset class breakdown %

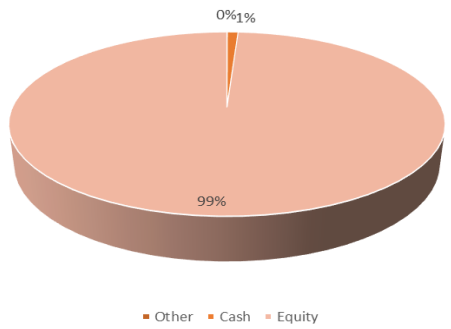

Currency breakdown % - After hedging

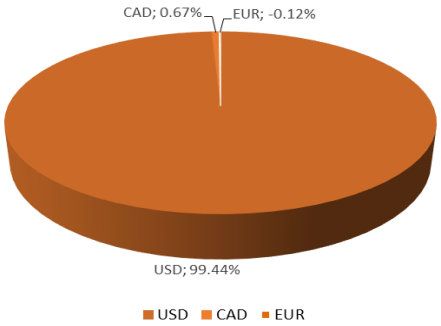

Sector breakdown %

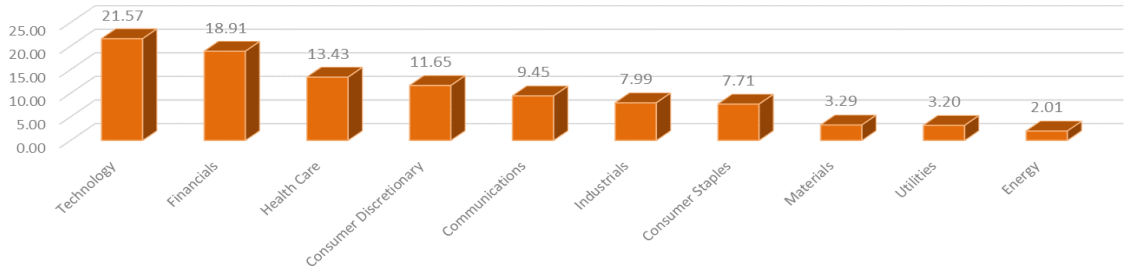

Country breakdown %

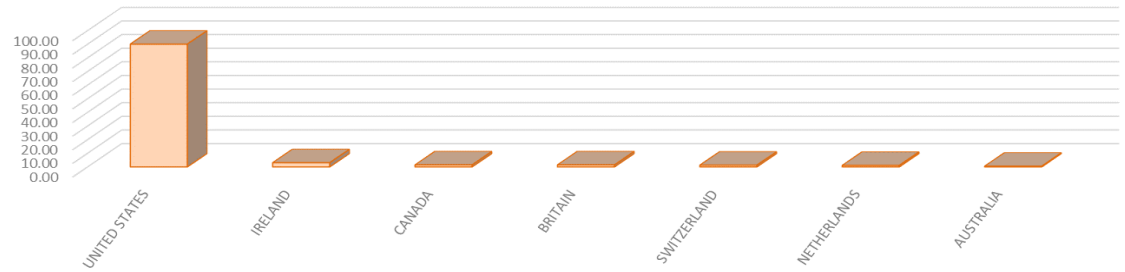

Top Ten Holding %

Microsoft Corp	6.45
Amazon.com Inc	5.33
Alphabet Inc	3.92
Apple Inc	3.02
Facebook Inc	2.87
Visa Inc	2.44
Adobe Inc	1.92
salesforce.com Inc	1.91
Johnson & Johnson	1.62
Walmart Inc	1.61
Total	31.08

This document does not constitute an offer to purchase securities or solicitation of public savings. An investment involves risks, there is no certainty that the investment's objective will be achieved. Past performance is not necessarily a guarantee or an indication of future performance. The capital in these funds is not guaranteed. The document is prepared for information purposes, before the subscription read the Key Investor Information - KIID. This document may not be reproduced, in whole or in part. For more information please go to our Fund pages on our website www.neam.lu