NEF PACIFIC EQUITY - I

Investment Policy

The objective of this equity Fund is to achieve long term capital appreciation by mainly investing in securities of companies of the Pacific area. The Fund's investment decisions are made on a discretionary basis. Besides making direct investments, the Fund may also enter into options and futures transactions. Income generated by the Fund is reinvested and included in the value of units. Investors can buy or sell units of the Fund every day which is a bank business day in Luxembourg. Nevertheless the units of the Fund may not be bought, held or transferred to investors domiciled in and / or citizens of Japan. Recommendation: this Fund may not be appropriate for investors who plan to withdraw their money within 5 to 6 years.

Overview

Date	30 Nov 2020
Portfolio launch date	04 Mar 2002
Unit class launch date	22 Apr 2002
Unit Type	Cap
Currency	EUR
ISIN Code	LU0140696666
Ticker Bloomberg	NORJPNI
NAV Frequency	Daily
Management Fees	0.65%
Ongoing Charges	1.06%
Management Company	NEAM S.A.
Investment Manager	FIL Pensions Man
Central Administration	CACEIS
Depositary Bank	CACEIS

SRRI Indicator

Low risk — High risk



Fund Volatility - 1Y	12.86
Sharpe Ratio - 1Y	20.83

Total Net Asset (Sub-fund) - 1 Year or since inception

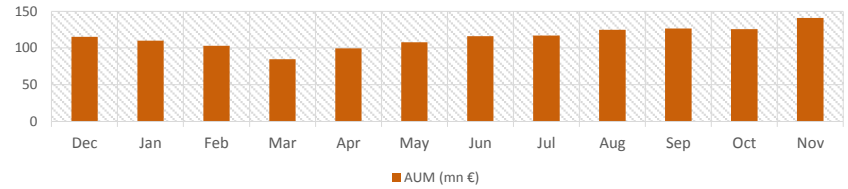

Performance Indicators

Performance %	1M	3M	6M	YTD	1Y	3Y
NEF PACIFIC EQUITY - I	11.14%	15.59%	28.49%	12.74%	15.92%	24.04%
M2PF Index	*7.49%*	*10.01%*	*17.84%*	*7.00%*	*9.82%*	

MSCI AC Pacific Gross Total Return USD Index

Past Performance - 3 Years

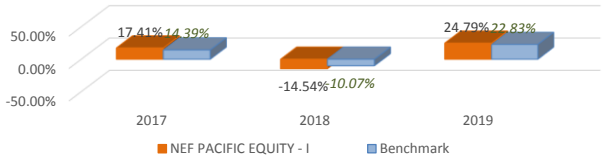

Past Performance - 12 Months

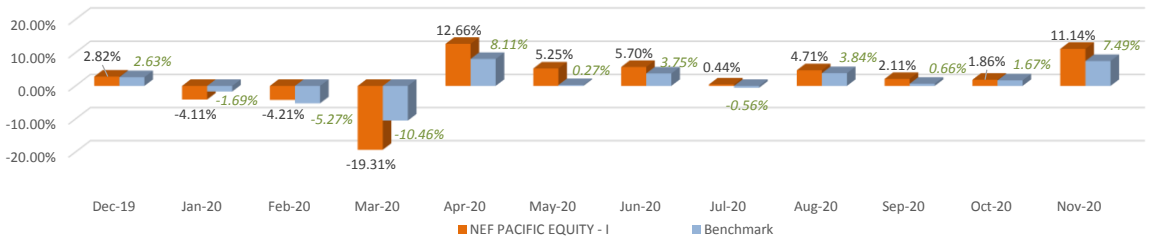

Daily NAV Price - 5 Year or since inception

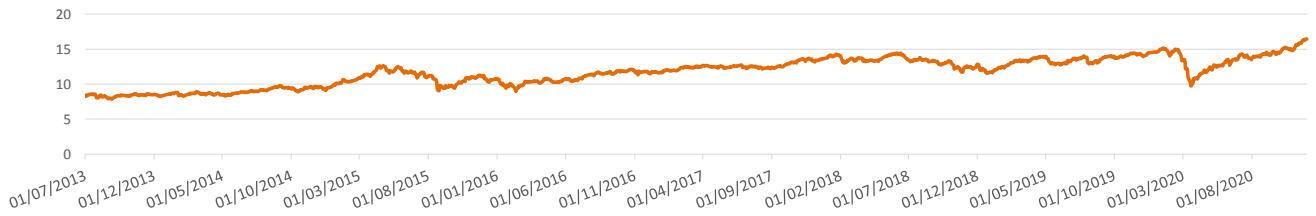

This document does not constitute an offer to purchase securities or solicitation of public savings. An investment involves risks, there is no certainty that the investment's objective will be achieved. Past performance is not necessarily a guarantee or an indication of future performance. The capital in these funds is not guaranteed. The document is prepared for information purposes, before the subscription read the Key Investor Information - KIID. This document may not be reproduced, in whole or in part. For more information please go to our Fund pages on our website www.neam.lu

Asset class breakdown %

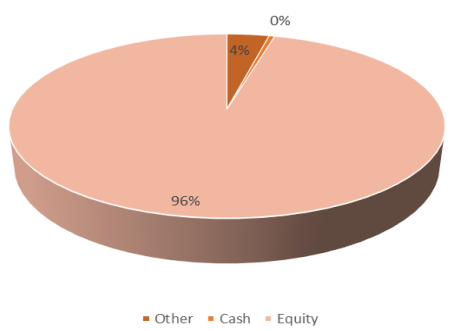

Currency breakdown % - After hedging

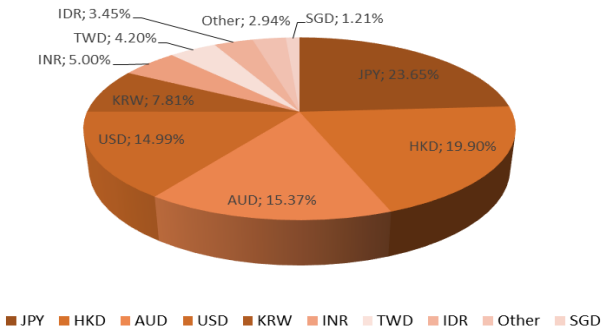

Sector breakdown %

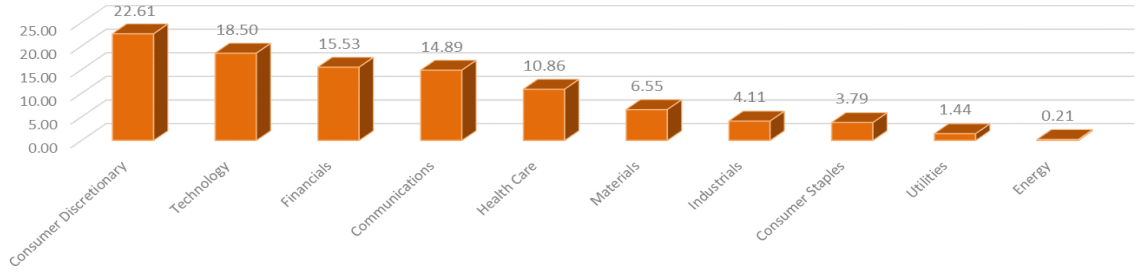

Country breakdown %

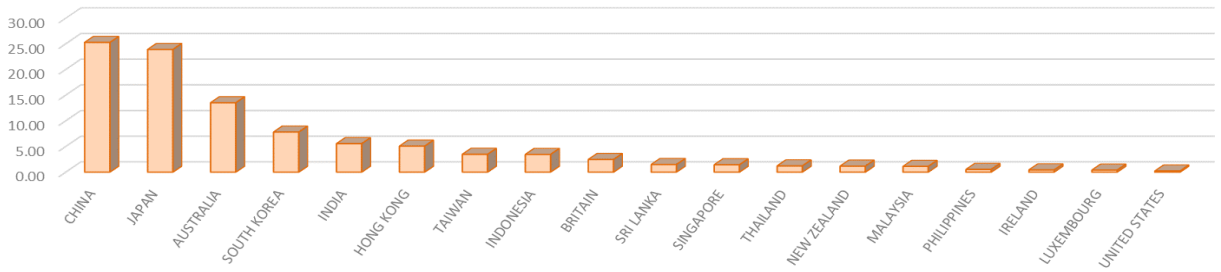

Top Ten Holding %

Alibaba Group Holding Ltd	3.04
Tencent Holdings Ltd	2.90
Telix Pharmaceuticals Ltd	2.44
PolyNovo Ltd	1.33
AIA Group Ltd	1.19
TDK Corp	1.17
Towa Corp	1.15
Digital Garage Inc	1.15
Rakuten Inc	1.12
21Vianet Group Inc	1.11
Total	16.60

This document does not constitute an offer to purchase securities or solicitation of public savings. An investment involves risks, there is no certainty that the investment's objective will be achieved. Past performance is not necessarily a guarantee or an indication of future performance. The capital in these funds is not guaranteed. The document is prepared for information purposes, before the subscription read the Key Investor Information - KIID. This document may not be reproduced, in whole or in part. For more information please go to our Fund pages on our website www.neam.lu