

## NEF PACIFIC EQUITY - C

### Investment Policy

The objective of this equity Fund is to achieve long term capital appreciation by mainly investing in securities of companies of the Pacific area. The Fund's investment decisions are made on a discretionary basis. Besides making direct investments, the Fund may also enter into options and futures transactions. Income generated by the Fund is reinvested and included in the value of units. Investors can buy or sell units of the Fund every day which is a bank business day in Luxembourg. Nevertheless the units of the Fund may not be bought, held or transferred to investors domiciled in and / or citizens of Japan. Recommendation: this Fund may not be appropriate for investors who plan to withdraw their money within 5 to 6 years.

### Overview

Date	28 Feb 2020
Portfolio launch date	04 Mar 2002
Unit class launch date	14 May 2019
Unit Type	Cap
Currency	EUR
ISIN Code	LU1555162756
Ticker Bloomberg	NORJPNC
NAV Frequency	Daily
Management Fees	0.85%
Ongoing Charges	1.34%

Management Company	NEAM S.A.
Investment Manager	FIL Pensions Man
Central Administration	CACEIS
Depository Bank	CACEIS

### SRRI Indicator



Fund Volatility - 1Y

0.00

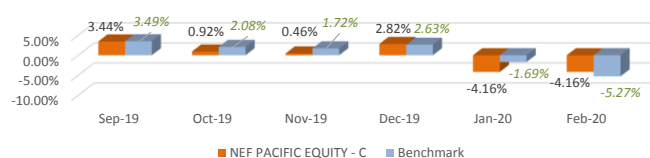
Sharpe Ratio - 1Y

Not Applicable

### Performance Indicators

Performance %	1 Month	3 Months	6 Months	YTD	1Y
NEF PACIFIC EQUITY - C	-4.16%	-5.56%	-0.96%	-8.15%	
M2PF Index	-5.27%	-4.41%	2.71%	-6.87%	4.36%

### Past Performance - 6 Months



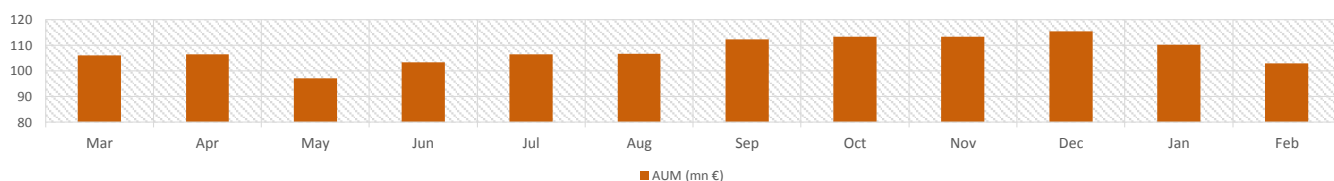
MSCI AC Pacific Gross Total Return USD Index

### Past Performance - 5 Years

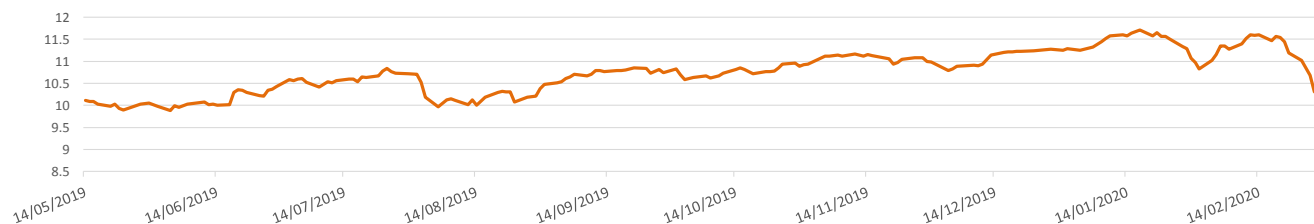


### Total Net Asset (Sub-fund) - 1 Year or since inception

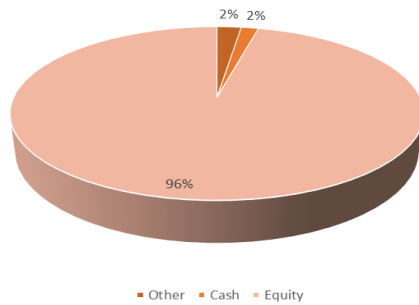
#### AUM



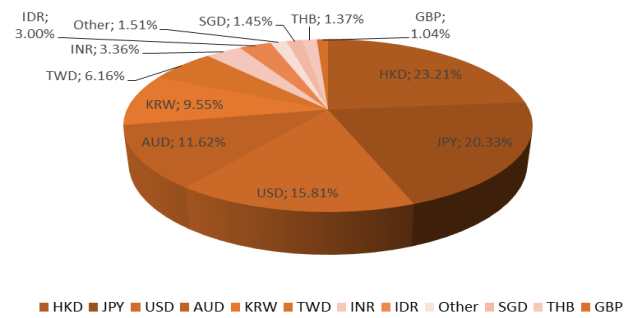
### Daily NAV Price - 5 Year or since inception



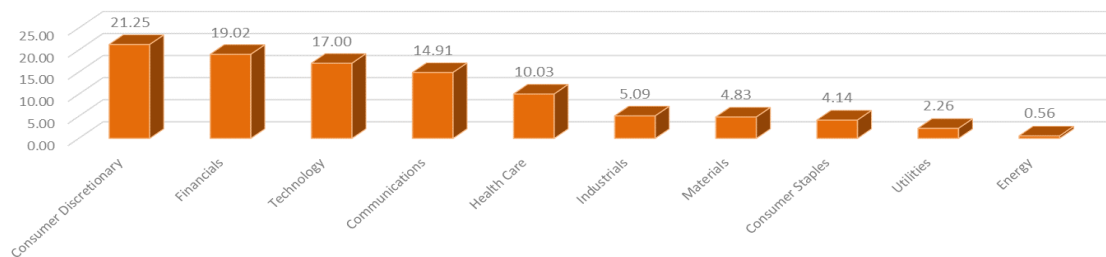
### Asset class breakdown %



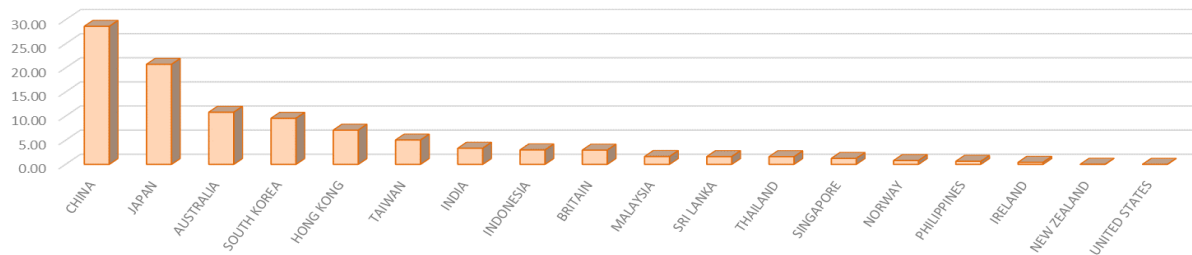
### Currency breakdown % - After hedging



### Sector breakdown %



### Country breakdown %



### Top Ten Holding %

Alibaba Group Holding Ltd	3.62
Tencent Holdings Ltd	3.45
21Vianet Group Inc	1.72
PolyNovo Ltd	1.60
China Pacific Insurance Group	1.60
Universal Entertainment Corp	1.56
AIA Group Ltd	1.41
WuXi AppTec Co Ltd	1.40
FLEXium Interconnect Inc	1.34
FPT Corp	1.31
<b>Total</b>	<b>19.01</b>