

NEF GLOBAL EQUITY - I

Investment Policy

The objective of this equity Fund is to achieve a medium-long term growth of the asset value. The Fund's investment decisions are made on a discretionary basis. The Fund mainly invests in stocks listed on worldwide stock exchanges. To a lesser measure, investments can be made in securities listed on other stock markets. Financial techniques and instruments for hedging and/or non hedging purposes may be used. Income generated by the Fund is reinvested and included in the value of units. Investors can buy or sell units of the Fund every day which is a bank business day in Luxembourg. Recommendation: this Fund may not be appropriate for investors who plan to withdraw their money within 5 to 6 years.

Overview

Date	30 Nov 2020
Portfolio launch date	08 Oct 1999
Unit class launch date	14 Oct 1999
Unit Type	Cap
Currency	EUR
ISIN Code	LU0138373419
Ticker Bloomberg	CAGNEAI
NAV Frequency	Daily
Management Fees	0.60%
Ongoing Charges	0.75%

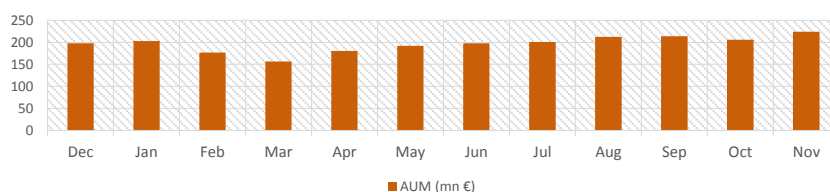
Management Company	NEAM S.A.
Investment Manager	Deutsche AM
Central Administration	CACEIS
Depository Bank	CACEIS

SRRI Indicator



Fund Volatility - 1Y	14.69
Sharpe Ratio - 1Y	23.40

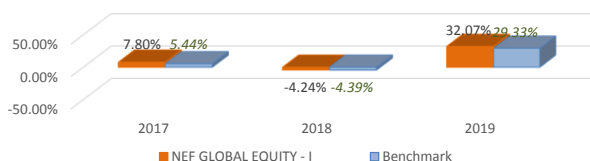
Total Net Asset (Sub-fund) - 1 Year or since inception



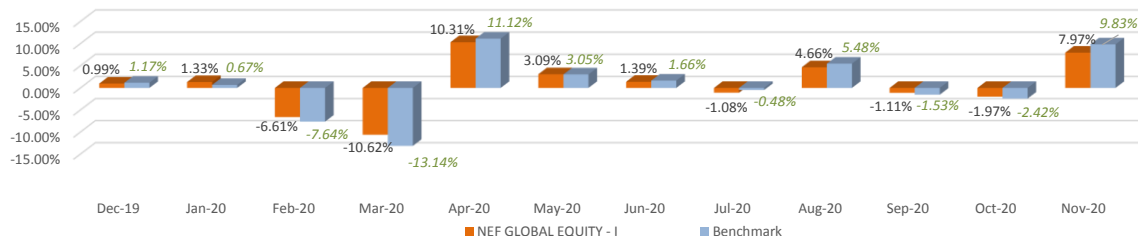
Performance Indicators

Performance %	1M	3M	6M	YTD	1Y	3Y
NEF GLOBAL EQUITY - I	7.97%	4.66%	9.86%	4.95%	5.99%	32.86%
MSDEWIN Index	9.83%	5.53%	12.63%	4.34%	5.56%	
MSCI World Net Total Return EUR Index						

Past Performance - 3 Years



Past Performance - 12 Months

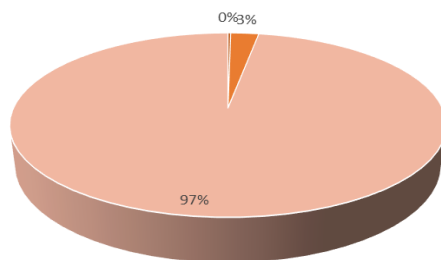


Daily NAV Price - 5 Year or since inception



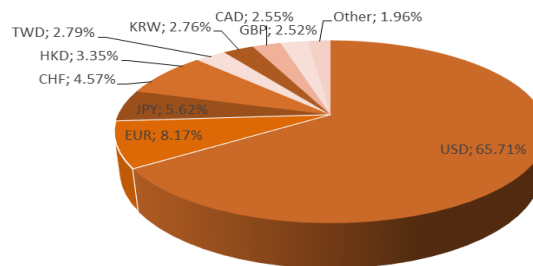


Asset class breakdown %



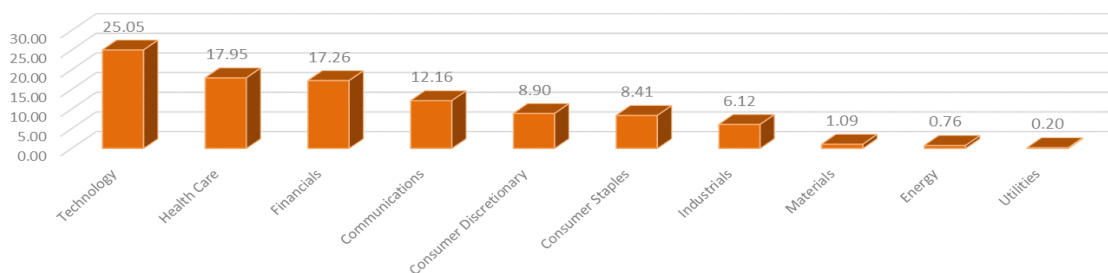
■ Other ■ Cash ■ Equity

Currency breakdown % - After hedging

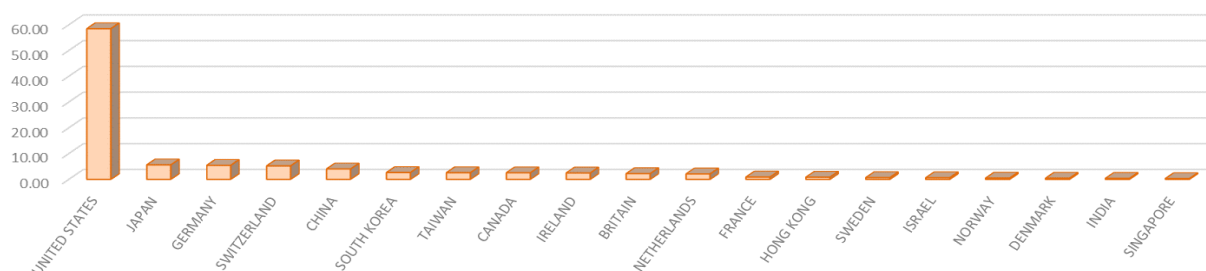


■ USD ■ EUR ■ JPY ■ CHF ■ HKD ■ TWD ■ KRW ■ CAD ■ GBP ■ Other

Sector breakdown %



Country breakdown %



Top Ten Holding %

Alphabet Inc	6.40
Apple Inc	4.19
Microsoft Corp	3.00
Samsung Electronics Co Ltd	2.64
Taiwan Semiconductor Manufactu	2.57
Tencent Holdings Ltd	2.50
Nestle SA	2.47
Visa Inc	2.29
UnitedHealth Group Inc	2.19
Roche Holding AG	1.82
Total	30.07