

## NEF GLOBAL BOND - D

### Investment Policy

The objective of this bond Fund is to achieve capital appreciation. The Fund's investment decisions are made on a discretionary basis. The Fund mainly invests in bonds issued by companies, national governments, government agencies and supranational organisations. In order to achieve its objectives, the Fund can invest in derivatives to increase the impact of market changes on the Fund's performance. The Fund may also invest up to 20% of its assets into ABS or MBS. The Fund aims to pay out a dividend on a semi-annually basis. The ex dividend date is the fifteenth day of January and July (or the first following Business Day) and for the first time in July 2018. Investors can buy or sell units of the Fund every day which is a bank business day in Luxembourg. Recommendation: this Fund may not be appropriate for investors who plan to withdraw their money within 5 to 7 years.

### Overview

Date	28 Feb 2020
Portfolio launch date	08 Oct 1999
Unit class launch date	28 Mar 2018
Unit Type	Dis
Currency	EUR
ISIN Code	LU1799642365
Ticker Bloomberg	NEFGLBD
NAV Frequency	Daily
Management Fees	1.00%
Ongoing Charges	1.27%

Management Company	NEAM S.A.
Investment Manager	Amundi
Central Administration	CACEIS
Depository Bank	CACEIS

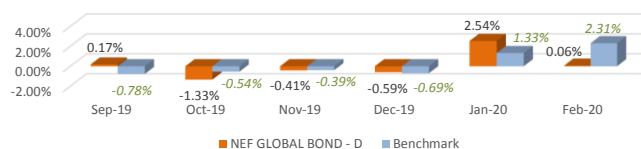
### SRRI Indicator



### Performance Indicators

Performance %	1 Month	3 Months	6 Months	YTD	1Y
NEF GLOBAL BOND - D	0.06%	1.99%	0.39%	2.60%	13.84%
WOGI Index	2.31%	3.28%	1.16%	5.06%	12.09%

### Past Performance - 6 Months



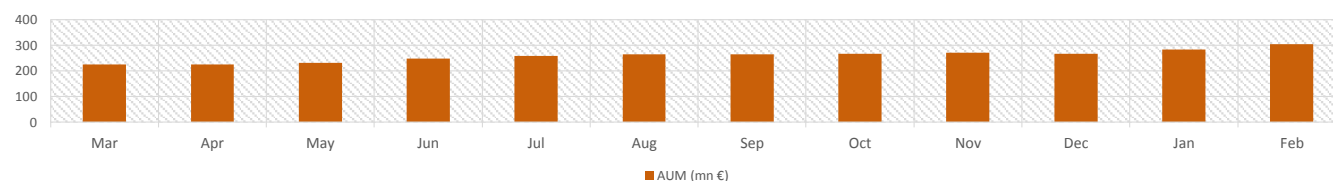
ICE BofAML Global Government Index

### Past Performance - 5 Years

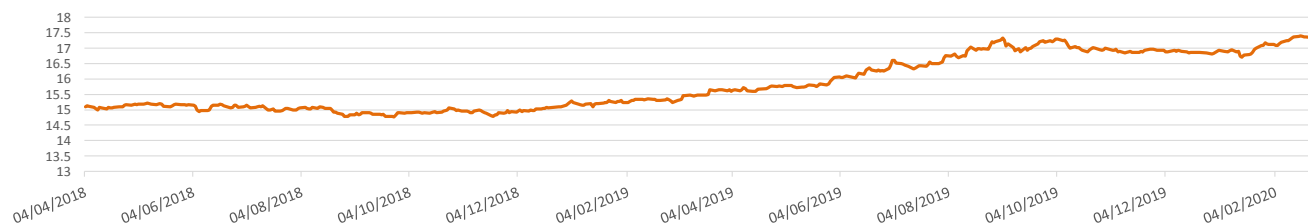


### Total Net Asset (Sub-fund) - 1 Year or since inception

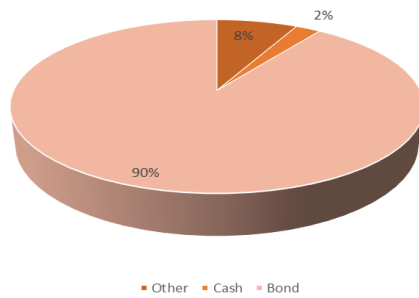
#### AUM



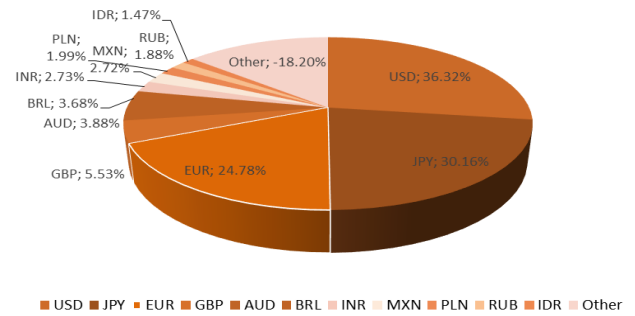
### Daily NAV Price - 5 Year or since inception



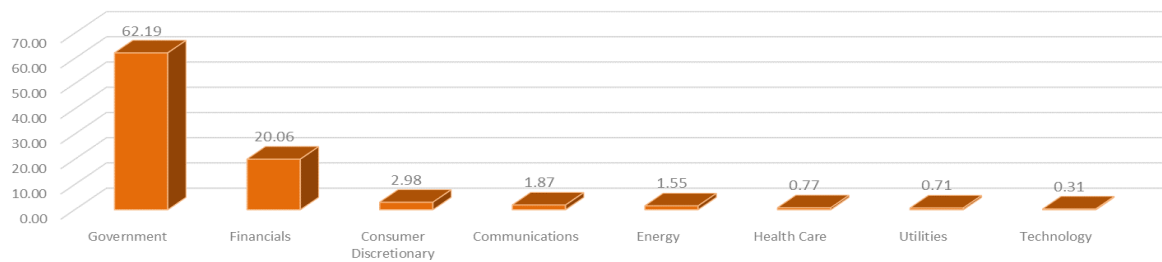
#### Asset class breakdown %



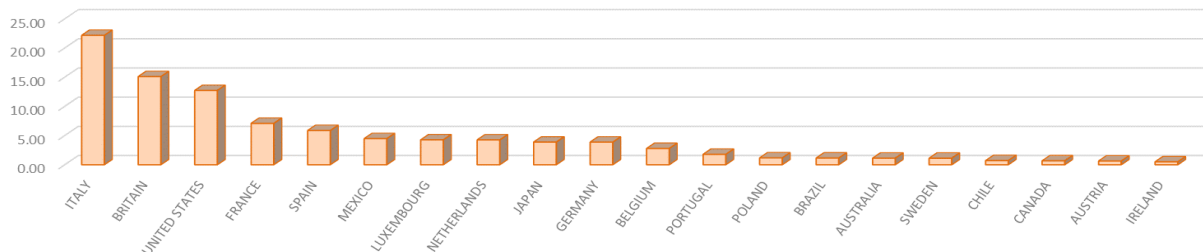
#### Currency breakdown % - After hedging



#### Sector breakdown %



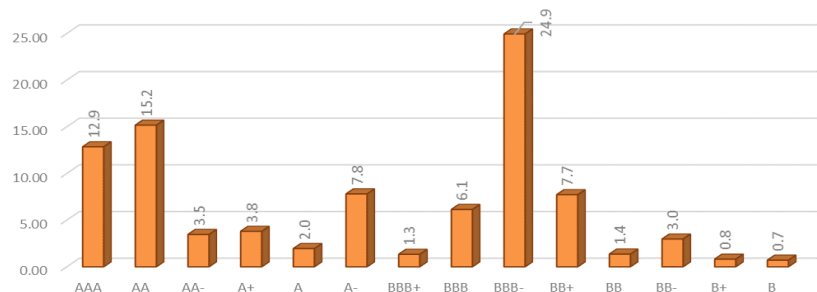
#### Country breakdown %



#### Top Ten Holding %

UKT 3 3/4 09/07/21	6.53
BTPS 3.45 03/01/48	5.62
BTPS 3 08/01/29	5.03
TII 1 3/4 01/15/28	4.26
TII 0 7/8 01/15/29	3.35
JGB 0 4 12/20/49	3.09
MBONO 6 1/2 06/10/21	3.06
Amundi Funds - Global Corporat	2.80
UKT 3 1/4 01/22/44	2.57
BGB 1 7/8 06/22/50	2.24
<b>Total</b>	<b>38.55</b>

#### Rating breakdown %



#### Average Rating

A-