



## NEF EURO EQUITY - R

### Investment Policy

This equity Fund seeks to provide capital appreciation by investing mainly in stocks listed on the Euroland stock exchanges. In addition instruments related to securities can be bought. The Fund's investment decisions are made on a discretionary basis.

Financial techniques and instruments for hedging and/or non hedging purposes may be used. Income generated by the Fund is reinvested and included in the value of units. Investors can buy or sell units of the Fund every day which is a bank business day in Luxembourg. Recommendation: this Fund may not be appropriate for investors who plan to withdraw their money within 5 years.

### Overview

Date	30 Nov 2020
Portfolio launch date	08 Oct 1999
Unit class launch date	20 Oct 1999
Unit Type	Cap
Currency	EUR
ISIN Code	LU0102238655
Ticker Bloomberg	CAGNEER
NAV Frequency	Daily
Management Fees	1.65%
Ongoing Charges	2.06%

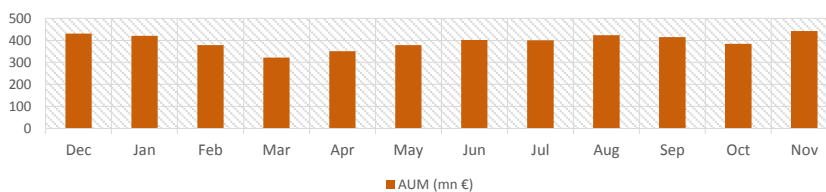
Management Company	NEAM S.A.
Investment Manager	BlackRock IM
Central Administration	CACEIS
Depository Bank	CACEIS

### SRRI Indicator



Fund Volatility - 1Y	20.24
Sharpe Ratio - 1Y	29.13

### Total Net Asset (Sub-fund) - 1 Year or since inception

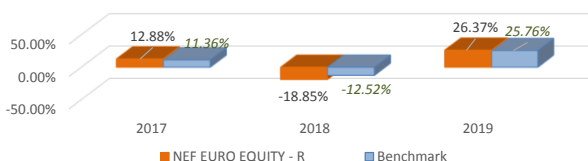


### Performance Indicators

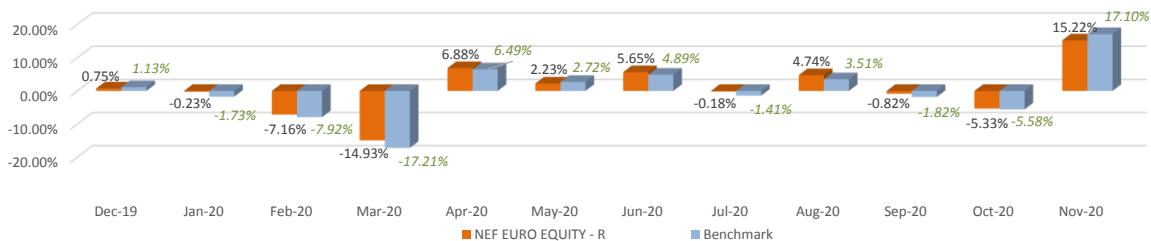
Performance %	1M	3M	6M	YTD	1Y	3Y
NEF EURO EQUITY - R	15.22%	8.17%	19.48%	6.05%	6.85%	7.98%
MSDEEMUN Index	17.10%	8.54%	16.19%	-2.93%	-1.83%	

MSCI Emu Net Total Return EUR Index

### Past Performance - 3 Years



### Past Performance - 12 Months

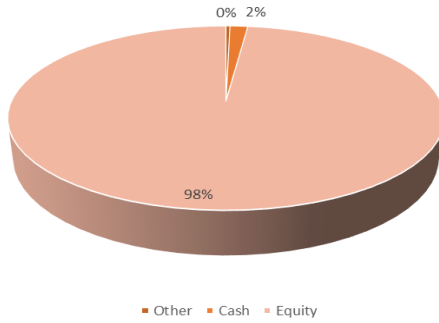


### Daily NAV Price - 5 Year or since inception

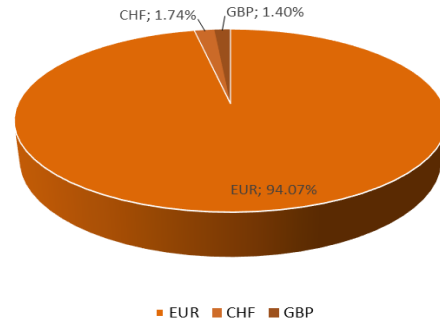




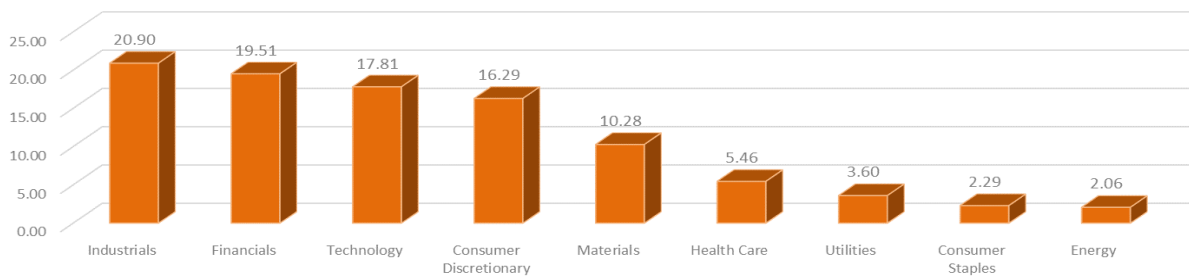
### Asset class breakdown %



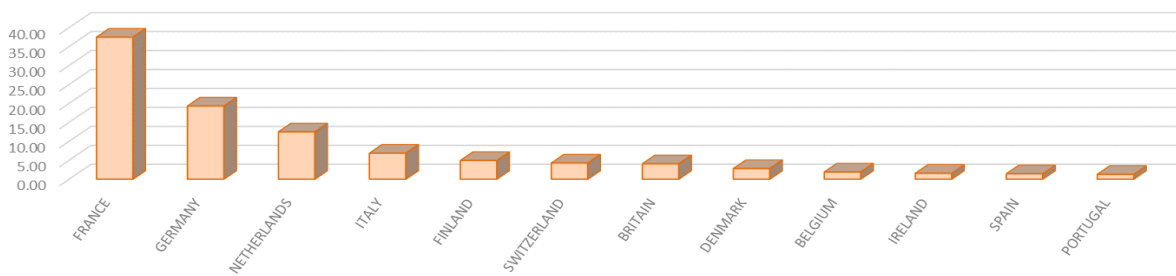
### Currency breakdown % - After hedging



### Sector breakdown %



### Country breakdown %



### Top Ten Holding %

LVMH Moet Hennessy Louis Vuitton	7.00
ASML Holding NV	6.72
BNP Paribas SA	4.61
Schneider Electric SE	3.97
Safran SA	3.58
Sanofi	3.51
Kering SA	3.20
Allianz SE	2.99
FinecoBank Banca Fineco SpA	2.87
Kone Oyj	2.86
<b>Total</b>	<b>41.31</b>