NEF EURO EQUITY - I

Investment Policy

This equity Fund seeks to provide capital appreciation by investing mainly in stocks listed on the Euroland stock exchanges. In addition instruments related to securities can be bought. The Fund's investment decisions are made on a discretionary basis.
Financial techniques and instruments for hedging and/or non hedging purposes may be used. Income generated by the Fund is reinvested and included in the value of units. Investors can buy or sell units of the Fund every day which is a bank business day in Luxembourg. Recommendation: this Fund may not be appropriate for investors who plan to withdraw their money within 5 years.

Overview

Date	30 Nov 2020
Portfolio launch date	08 Oct 1999
Unit class launch date	14 Oct 1999
Unit Type	Cap
Currency	EUR
ISIN Code	LU0138371801
Ticker Bloomberg	CAGNEEI
NAV Frequency	Daily
Management Fees	0.65%
Ongoing Charges	0.77%
Management Company	NEAM S.A.
Investment Manager	BlackRock IM
Central Administration	CACEIS
Depositary Bank	CACEIS

SRRI Indicator



Fund Volatility - 1Y	20.27
Sharpe Ratio - 1Y	29.16

Total Net Asset (Sub-fund) - 1 Year or since inception

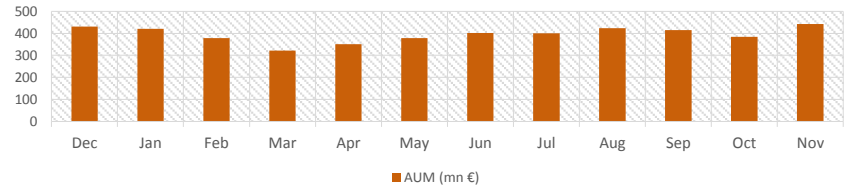

Performance Indicators

Performance %	1M	3M	6M	YTD	1Y	3Y
NEF EURO EQUITY - I	15.27%	8.52%	20.25%	7.29%	8.16%	12.04%
MSDEEMUN Index	*17.10%*	*8.54%*	*16.19%*	*-2.93%*	*-1.83%*	

MSCI Emu Net Total Return EUR Index

Past Performance - 3 Years

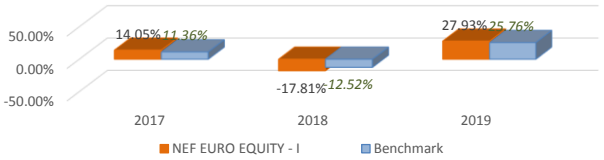

Past Performance - 12 Months

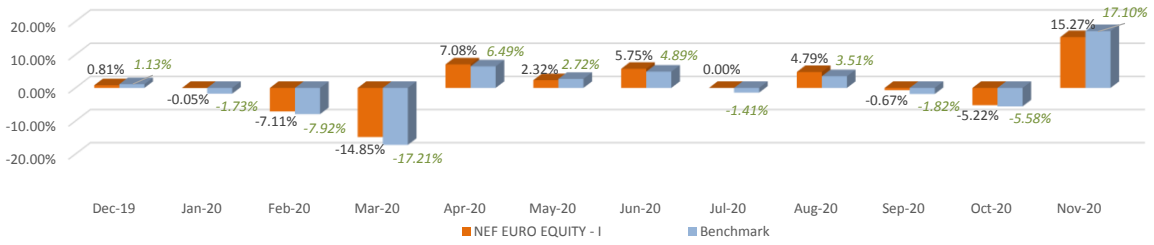

Daily NAV Price - 5 Year or since inception



This document does not constitute an offer to purchase securities or solicitation of public savings. An investment involves risks, there is no certainty that the investment's objective will be achieved. Past performance is not necessarily a guarantee or an indication of future performance. The capital in these funds is not guaranteed. The document is prepared for information purposes, before the subscription read the Key Investor Information - KIID. This document may not be reproduced, in whole or in part. For more information please go to our Fund pages on our website www.neam.lu

Asset class breakdown %

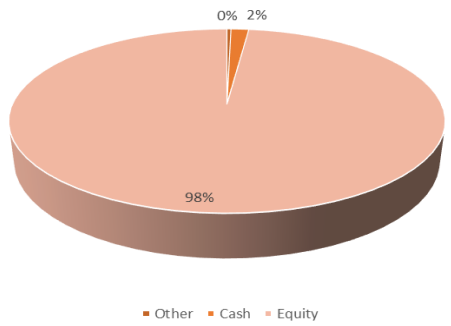

Currency breakdown % - After hedging

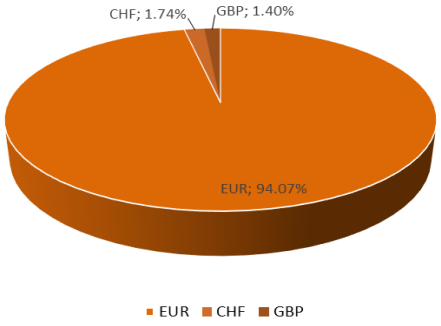

Sector breakdown %

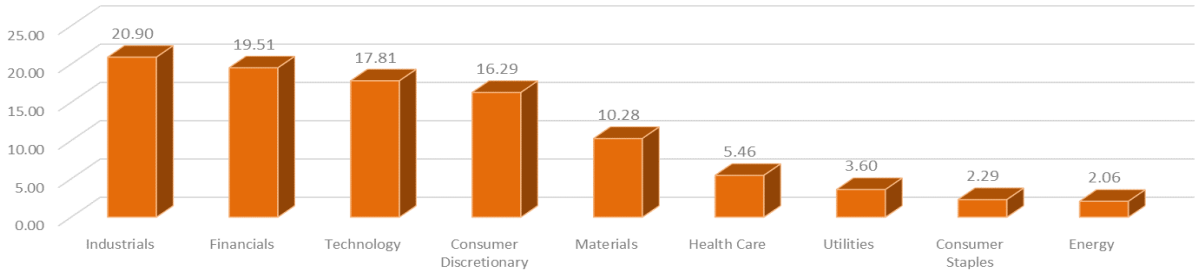

Country breakdown %

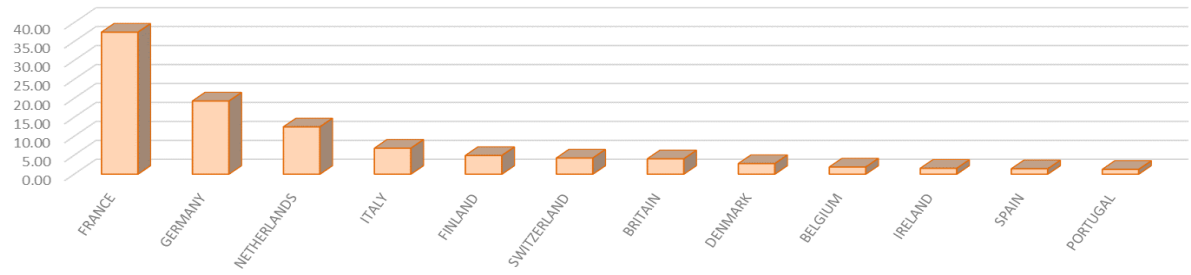

Top Ten Holding %

LVMH Moet Hennessy Louis Vuitt	7.00
ASML Holding NV	6.72
BNP Paribas SA	4.61
Schneider Electric SE	3.97
Safran SA	3.58
Sanofi	3.51
Kering SA	3.20
Allianz SE	2.99
FinecoBank Banca Fineco SpA	2.87
Kone Oyj	2.86
Total	41.31

This document does not constitute an offer to purchase securities or solicitation of public savings. An investment involves risks, there is no certainty that the investment's objective will be achieved. Past performance is not necessarily a guarantee or an indication of future performance. The capital in these funds is not guaranteed. The document is prepared for information purposes, before the subscription read the Key Investor Information - KIID. This document may not be reproduced, in whole or in part. For more information please go to our Fund pages on our website www.neam.lu