

NEF EURO EQUITY - C

Investment Policy

This equity Fund seeks to provide capital appreciation by investing mainly in stocks listed on the Euroland stock exchanges. In addition instruments related to securities can be bought. The Fund's investment decisions are made on a discretionary basis.

Financial techniques and instruments for hedging and/or non hedging purposes may be used. Income generated by the Fund is reinvested and included in the value of units. Investors can buy or sell units of the Fund every day which is a bank business day in Luxembourg. Recommendation: this Fund may not be appropriate for investors who plan to withdraw their money within 5 years.

Overview

| | |
|------------------------|--------------|
| Date | 28 Feb 2020 |
| Portfolio launch date | 08 Oct 1999 |
| Unit class launch date | 15 Feb 2018 |
| Unit Type | Cap |
| Currency | EUR |
| ISIN Code | LU1555161600 |
| Ticker Bloomberg | CAGNEEC |
| NAV Frequency | Daily |
| Management Fees | 0.85% |
| Ongoing Charges | 1.12% |

| | |
|------------------------|--------------|
| Management Company | NEAM S.A. |
| Investment Manager | BlackRock IM |
| Central Administration | CACEIS |
| Depository Bank | CACEIS |

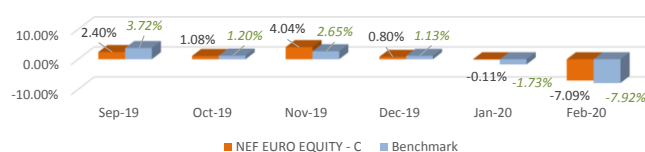
SRRI Indicator



Performance Indicators

| Performance % | 1 Month | 3 Months | 6 Months | YTD | 1Y |
|---------------------|---------|----------|----------|--------|-------|
| NEF EURO EQUITY - C | -7.09% | -6.45% | 0.74% | -7.20% | 6.64% |
| MSDEEMUN Index | -7.92% | -8.49% | -1.40% | -9.51% | 2.77% |

Past Performance - 6 Months

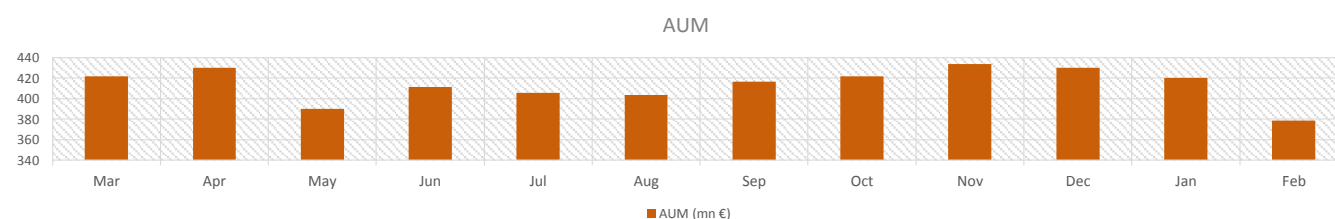


MSCI Emu Net Total Return EUR Index

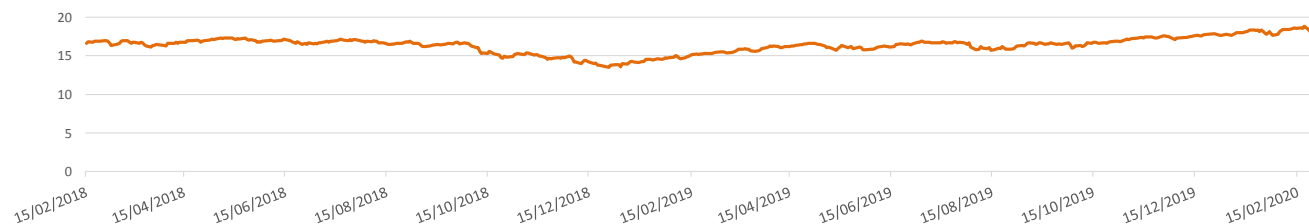
Past Performance - 5 Years



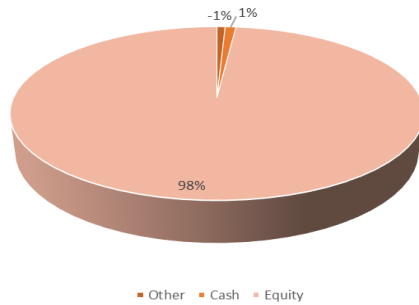
Total Net Asset (Sub-fund) - 1 Year or since inception



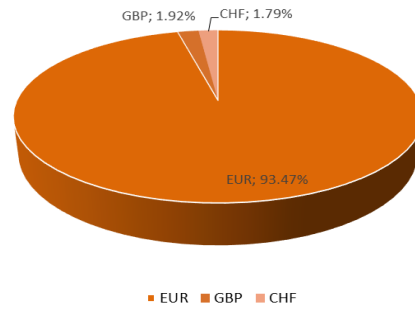
Daily NAV Price - 5 Year or since inception



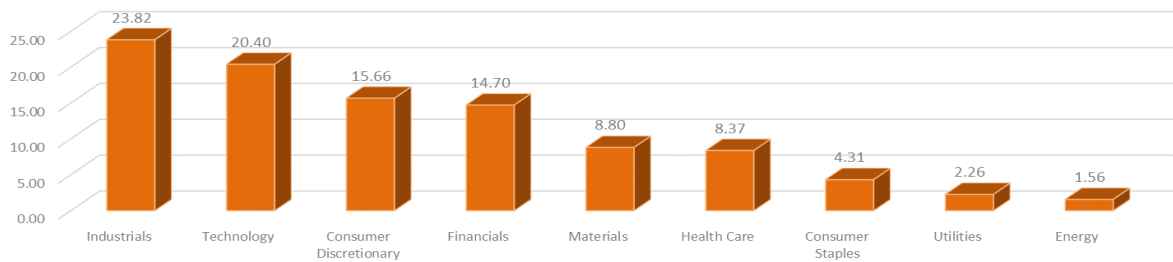
Asset class breakdown %



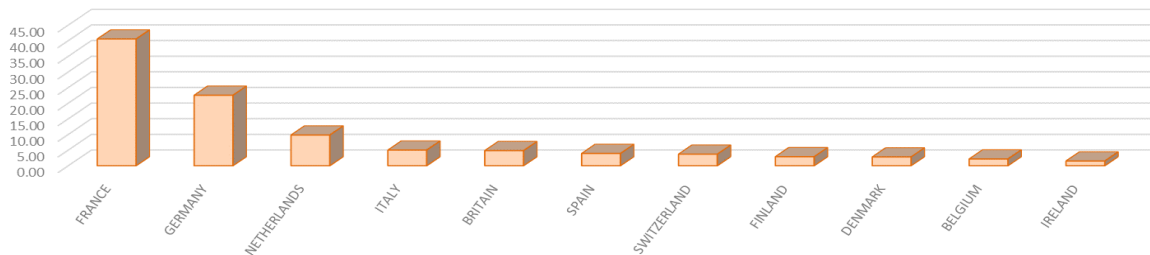
Currency breakdown % - After hedging



Sector breakdown %



Country breakdown %



Top Ten Holding %

| | |
|----------------------------------|--------------|
| LVMH Moet Hennessy Louis Vuitton | 6.29 |
| Safran SA | 5.26 |
| ASML Holding NV | 4.99 |
| SAP SE | 4.38 |
| Allianz SE | 4.12 |
| Sanofi | 4.08 |
| Schneider Electric SE | 3.99 |
| Pernod Ricard SA | 3.39 |
| Vinci SA | 3.39 |
| adidas AG | 3.37 |
| Total | 43.27 |