

## NEF EURO CORPORATE BOND - I

### Investment Policy

The Fund's investment decisions are made on a discretionary basis. The Fund mainly invests in Euro denominated investment grade bonds issued by both European and non European companies which are traded on the regulated bond markets of the Economic and Monetary Union, rated at least BBB-/Baa3. The Fund may also invest in selected bonds denominated in Euro, issued by quasi-governmental and public issuers outside the Eurozone. To a lesser extent the Fund can invest in bonds with a rating below investment grade, or in non-Euro denominated bonds on an hedged basis or in emerging markets bonds. Financial techniques and instruments for hedging and/or non hedging purposes may be used. Income generated by the Fund is reinvested and included in the value of units. Investors can buy or sell units of the Fund every day which is a bank business day in Luxembourg. Recommendation: this Fund may not be appropriate for investors who plan to withdraw their money within 4 to 6 years.

### Overview

Date	30 Nov 2020
Portfolio launch date	14 Jan 2002
Unit class launch date	21 Jan 2002
Unit Type	Cap
Currency	EUR
ISIN Code	LU0140697128
Ticker Bloomberg	CAGNECB
NAV Frequency	Daily
Management Fees	0.35%
Ongoing Charges	0.47%

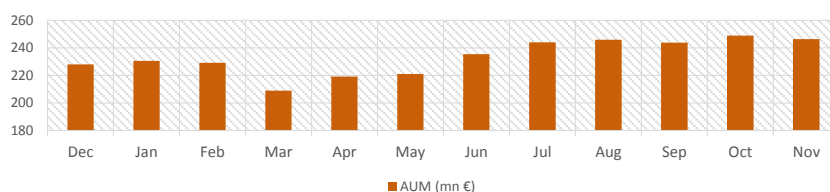
Management Company	NEAM S.A.
Investment Manager	Raiffeisen Kapitalanlage
Central Administration	CACEIS
Depository Bank	CACEIS

### SRRI Indicator



Fund Volatility - 1Y	1.56
Sharpe Ratio - 1Y	4.36

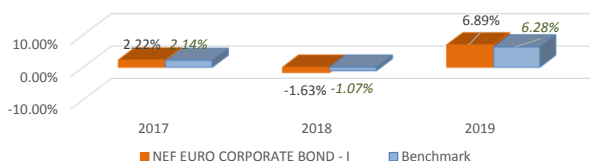
### Total Net Asset (Sub-fund) - 1 Year or since inception



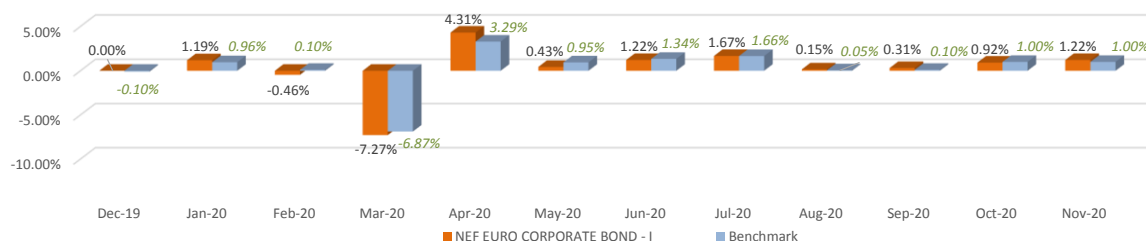
### Performance Indicators

Performance %	1M	3M	6M	YTD	1Y	3Y
NEF EURO CORPORATE BOND - I	1.22%	2.46%	5.60%	3.10%	3.10%	8.00%
EN00 Index	1.00%	2.49%	5.64%	2.76%	2.66%	7.90%
ICE BofAML Euro Non-Financial Index						

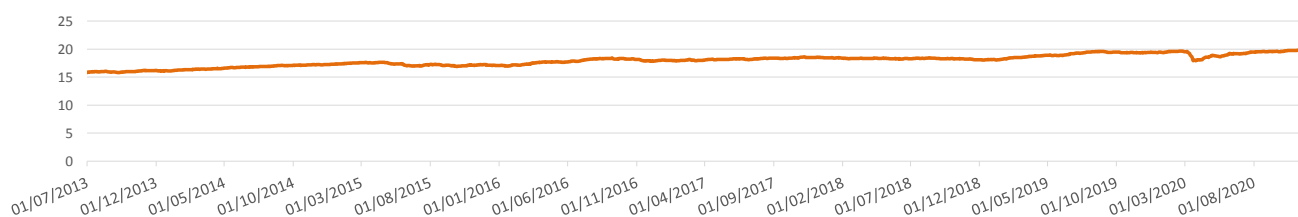
### Past Performance - 3 Years



### Past Performance - 12 Months

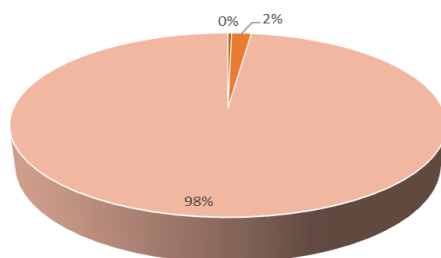


### Daily NAV Price - 5 Year or since inception



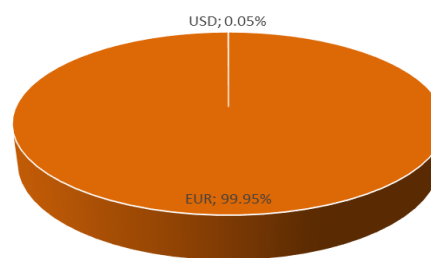


#### Asset class breakdown %



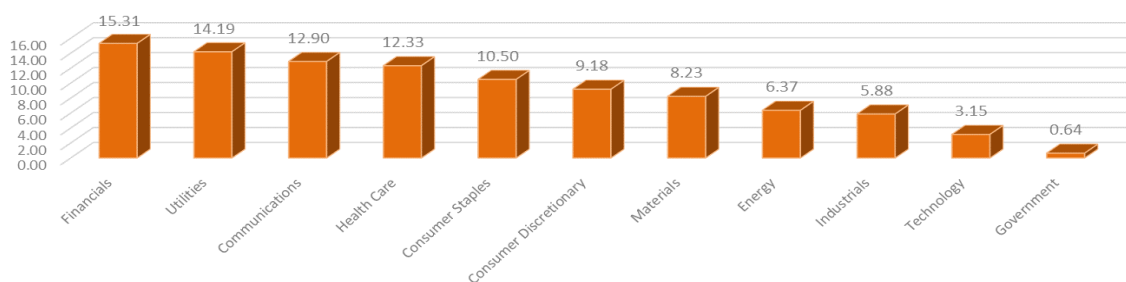
■ Other ■ Cash ■ Bond

#### Currency breakdown % - After hedging

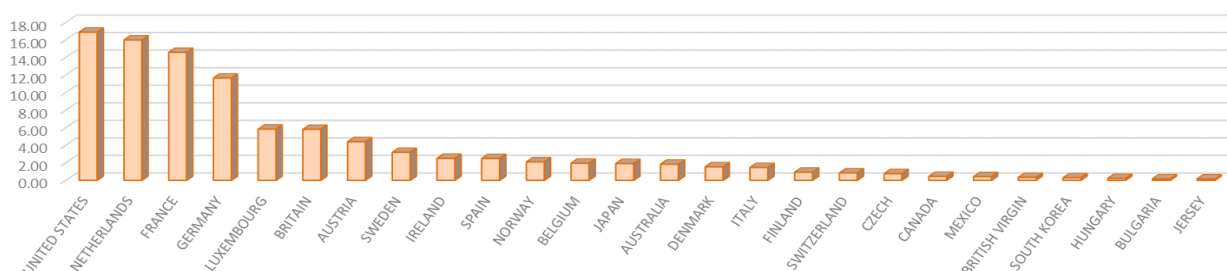


■ EUR ■ USD

#### Sector breakdown %



#### Country breakdown %



#### Top Ten Holding %

HEIANA 1 1/4 05/07/33	0.75
VZ 0 7/8 04/08/27	0.73
TACHEM 1 07/09/29	0.73
NOVNVX 0 09/23/28	0.70
DBR 0 08/15/30	0.64
HESLAN 0 3/8 05/12/25	0.63
PEP 0.4 10/09/32	0.62
MCFP 0 1/8 02/11/28	0.62
ORAFP 0 1/2 09/04/32	0.58
OMVAV 5 1/4 PERP	0.58
<b>Total</b>	<b>6.58</b>

#### Disclaimer :

Source ICE Data Indices, LLC ("ICE DATA"), is used with permission. ICE DATA, ITS AFFILIATES AND THEIR RESPECTIVE THIRD PARTY SUPPLIERS DISCLAIM ANY AND ALL WARRANTIES AND REPRESENTATIONS, EXPRESS AND/OR IMPLIED, INCLUDING ANY WARRANTIES OF MERCHANTABILITY OR FITNESS FOR A PARTICULAR PURPOSE OR USE, INCLUDING THE INDICES, INDEX DATA AND ANY DATA INCLUDED IN, RELATED TO, OR DERIVED THEREFROM. NEITHER ICE DATA, ITS AFFILIATES NOR THEIR RESPECTIVE THIRD PARTY SUPPLIERS SHALL BE SUBJECT TO ANY DAMAGES OR LIABILITY WITH RESPECT TO THE ADEQUACY, ACCURACY, TIMELINESS OR COMPLETENESS OF THE INDICES OR THE INDEX DATA OR ANY COMPONENT THEREOF, AND THE INDICES AND INDEX DATA AND ALL COMPONENTS THEREOF ARE PROVIDED ON AN "AS IS" BASIS AND YOUR USE IS AT YOUR OWN RISK. ICE DATA, ITS AFFILIATES AND THEIR RESPECTIVE THIRD PARTY SUPPLIERS DO NOT SPONSOR, ENDORSE, OR RECOMMEND [INSERT SUBSCRIBER NAME], OR ANY OF ITS PRODUCTS OR SERVICES.