

## NEF EURO CORPORATE BOND - C

### Investment Policy

The Fund's investment decisions are made on a discretionary basis. The Fund mainly invests in Euro denominated investment grade bonds issued by both European and non European companies which are traded on the regulated bond markets of the Economic and Monetary Union, rated at least BBB-/Baa3. The Fund may also invest in selected bonds denominated in Euro, issued by quasi-governmental and public issuers outside the Eurozone. To a lesser extent the Fund can invest in bonds with a rating below investment grade, or in non-Euro denominated bonds on an hedged basis or in emerging markets bonds. Financial techniques and instruments for hedging and/or non hedging purposes may be used. Income generated by the Fund is reinvested and included in the value of units. Investors can buy or sell units of the Fund every day which is a bank business day in Luxembourg. Recommendation: this Fund may not be appropriate for investors who plan to withdraw their money within 4 to 6 years.

### Overview

Date	28 Feb 2020
Portfolio launch date	14 Jan 2002
Unit class launch date	14 Feb 2018
Unit Type	Cap
Currency	EUR
ISIN Code	LU1555162830
Ticker Bloomberg	CAGNECC
NAV Frequency	Daily
Management Fees	0.50%
Ongoing Charges	0.73%

Management Company	NEAM S.A.
Investment Manager	Raiffeisen Kapitalanlage
Central Administration	CACEIS
Depository Bank	CACEIS

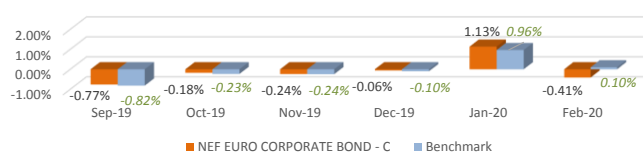
### SRRI Indicator



### Performance Indicators

Performance %	1 Month	3 Months	6 Months	YTD	1Y
NEF EURO CORPORATE BOND - C	-0.41%	0.66%	-0.53%	0.72%	5.36%
EN00 Index	0.10%	0.91%	-0.37%	1.05%	5.82%

### Past Performance - 6 Months

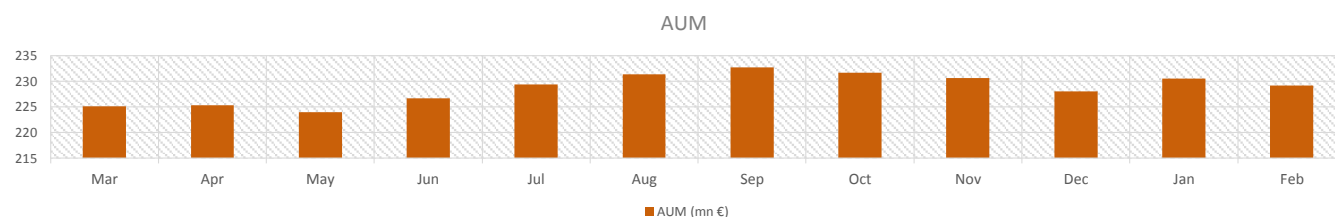


ICE BofAML Euro Non-Financial Index

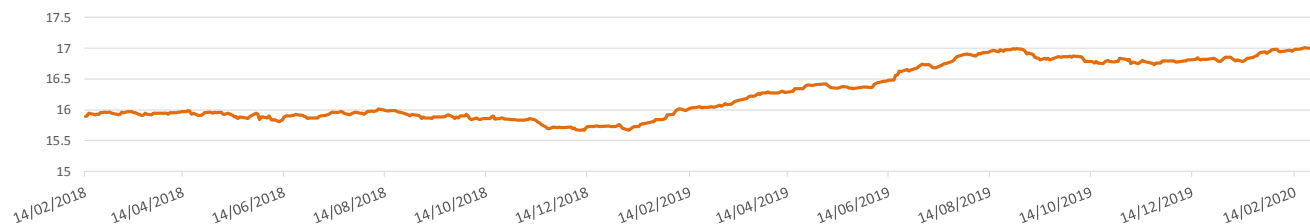
### Past Performance - 5 Years



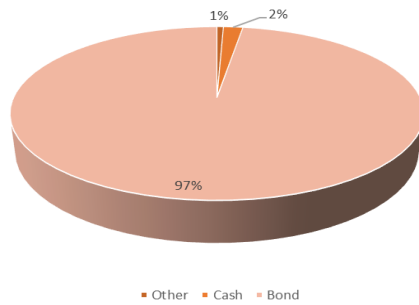
### Total Net Asset (Sub-fund) - 1 Year or since inception



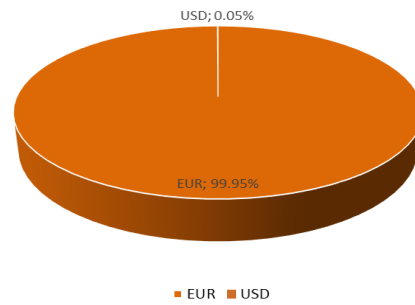
### Daily NAV Price - 5 Year or since inception



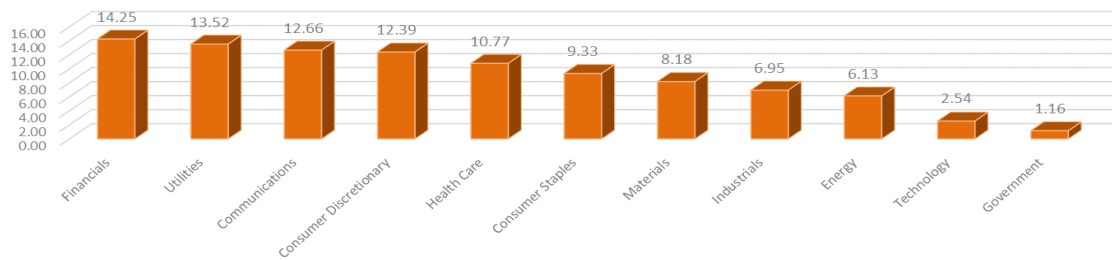
#### Asset class breakdown %



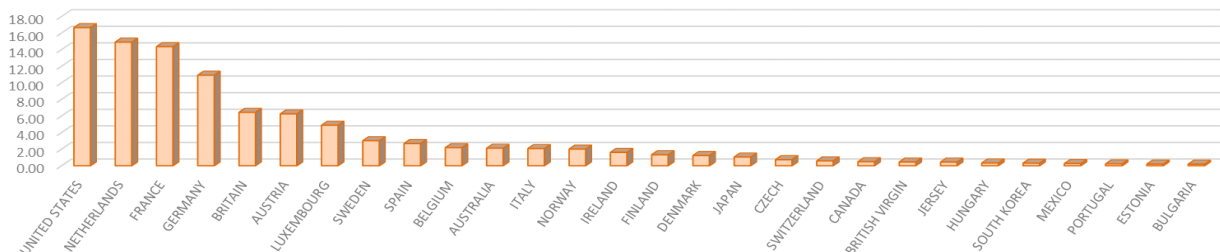
#### Currency breakdown % - After hedging



#### Sector breakdown %



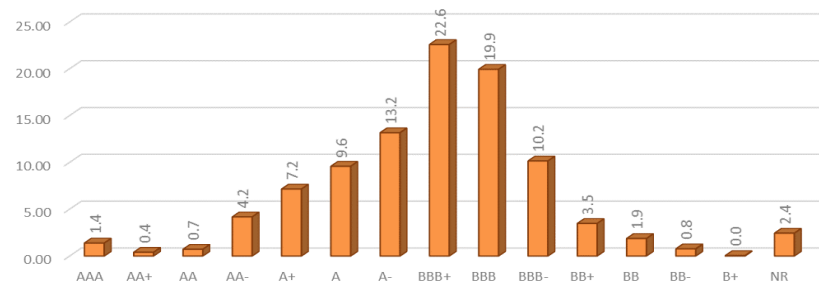
#### Country breakdown %



#### Top Ten Holding %

DBR 0 08/15/29	1.16
MCFP 0 1/8 02/11/28	0.87
ABIBB 1 1/8 07/01/27	0.83
DAIGR 0 5/8 05/06/27	0.78
LLY 1 7/11/01/49	0.78
DAIGR 1 1/8 11/06/31	0.74
VZ 0 7/8 04/08/27	0.68
PPFARA 3 1/8 03/27/26	0.66
MDT 1 1/8 03/07/27	0.65
ORAFP 0 1/2 09/04/32	0.64
<b>Total</b>	<b>7.79</b>

#### Rating breakdown %



#### Average Rating

BBB+