



NEF-ETHICAL GLOBAL TRENDS SDG - C

Investment Policy

The objective of the Fund is to seek an attractive long-term rate of return, measured in EUR, through investment primarily in equity securities of companies listed on the world's stock exchanges. Investments will be sought primarily in equity securities of companies domiciled in developed countries, but investment may be made in equity securities of companies domiciled in emerging countries. The Fund seeks to invest mainly in stocks issued by companies with high quality Environmental, Social and Governance (ESG) profiles and that contribute to the achievement of the Sustainable Development Goals (SDGs) as defined by the United Nations. The ESG profile of the company is assessed through both a quantitative analysis based on available international recognised service providers of ESG scores and through a qualitative analysis. The contribution to the achievement of the SDGs, as defined by the United Nations, is implemented through an internal review of the company practices and its business. The SDG compliance is a prerequisite for the investment. The ESG risk analysis is integrated in the fundamentals and valuation analysis of the company. In particular, the Fund invests in companies involved in long-term market trends resulting from secular changes in economic and social factors. This Fund is suitable for investors who are interested in, and expert of the capital market, who wish a medium/long term and medium/high risk investment in mainly equities issued by companies with a high quality ESG profile. The investor must have a high confidence of the risk, estimate the possible high volatility of the transferable securities in the portfolio, and be able to withstand temporary losses of considerable proportions.


Income generated by the Fund is reinvested and included in the value of units. Investors can buy or sell units of the Fund every day which is a bank business day in Luxembourg. Recommendation: This Fund is suitable for an investor with an investment time horizon of 5-6 years minimum.

Overview

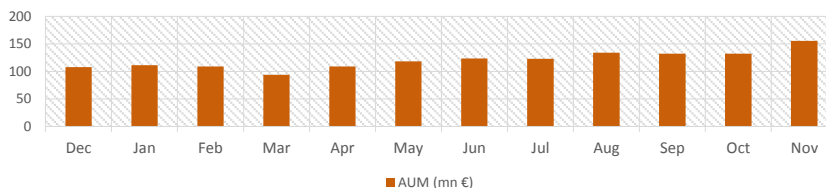
| | |
|------------------------|--------------|
| Date | 30 Nov 2020 |
| Portfolio launch date | 04 Nov 2019 |
| Unit class launch date | 04 Nov 2019 |
| Unit Type | Cap |
| Currency | EUR |
| ISIN Code | LU2051778764 |
| Ticker Bloomberg | NEFEGCA |
| NAV Frequency | Daily |
| Management Fees | 0.70% |
| Ongoing Charges | 1.06% |

| | |
|------------------------|-----------|
| Management Company | NEAM S.A. |
| Investment Manager | Niche AM |
| Central Administration | CACEIS |
| Depository Bank | CACEIS |

SRRI Indicator




Total Net Asset (Sub-fund) - 1 Year or since inception



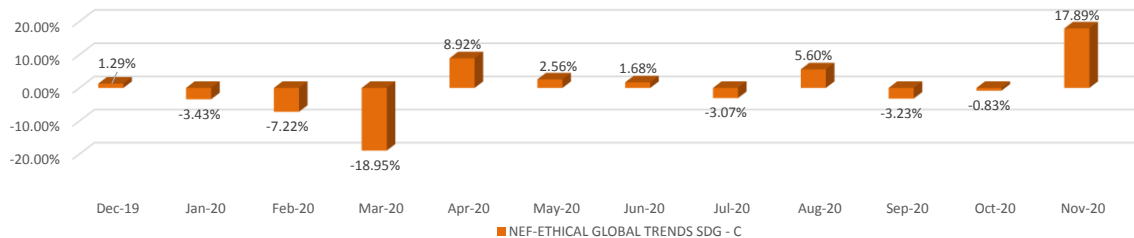
Performance Indicators

| Performance % | 1M | 3M | 6M | YTD | 1Y | 3Y |
|-----------------------------------|--------|--------|--------|--------|--------|----|
| NEF-ETHICAL GLOBAL TRENDS SDG - C | 17.89% | 13.13% | 17.75% | -3.63% | -2.39% | |

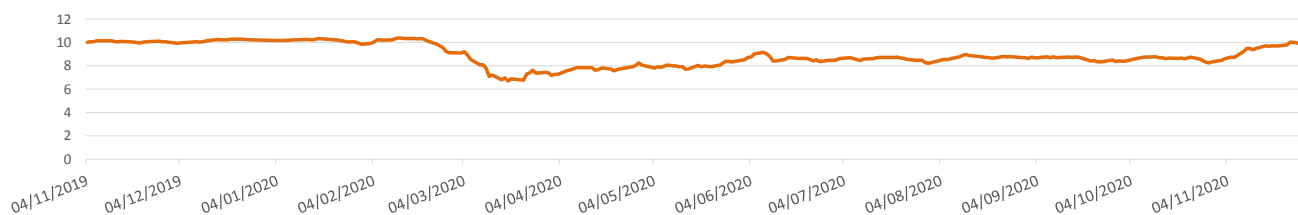
Past Performance - 3 Years



Past Performance - 12 Months

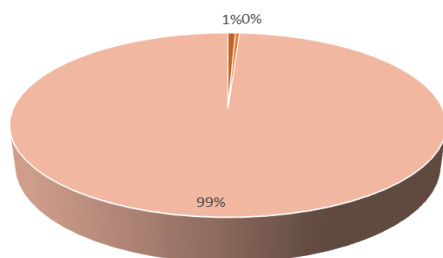


Daily NAV Price - 5 Year or since inception



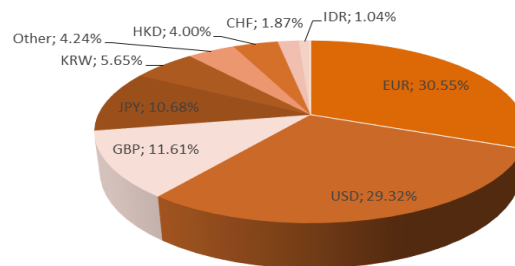


Asset class breakdown %



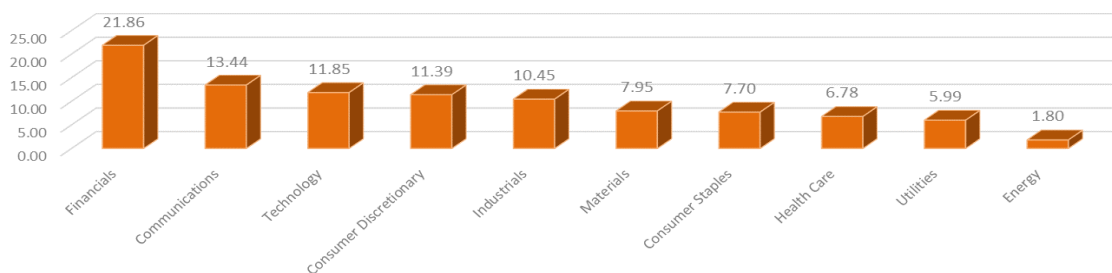
Other Cash Equity

Currency breakdown % - After hedging

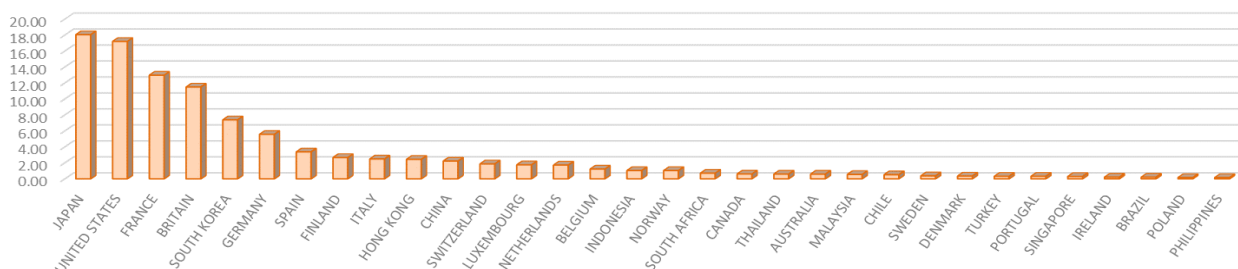


EUR USD GBP JPY KRW Other HKD CHF IDR

Sector breakdown %



Country breakdown %



Top Ten Holding %

| | |
|--------------------------------|--------------|
| Telefonica SA | 1.74 |
| Panasonic Corp | 1.52 |
| AXA SA | 1.48 |
| Nokia Oyj | 1.45 |
| Toshiba Corp | 1.42 |
| Hitachi Ltd | 1.38 |
| Pharus SICAV - Electric Mobili | 1.37 |
| BT Group PLC | 1.35 |
| Samsung Electronics Co Ltd | 1.28 |
| BNP Paribas SA | 1.24 |
| Total | 14.22 |