



# NEF ETHICAL BALANCED CONSERVATIVE - C

## Investment Policy

The Fund is a balanced fund, whose objective is to achieve capital appreciation, by respecting the Environmental, Social and Governance (ESG) principles by investing mainly in bonds and equities. The Fund is actively managed and will invest mainly in companies with a high quality ESG profile. The Fund invests in securities issued by: OECD member countries and countries that launched enhanced engagement with the OECD / Supranational organizations and entities with investment grade (IG)

The Fund's portfolio duration is between 0.5 and 6 years. The Fund may invest in: Equities, or other funds investing in equities: from 10% up to 30% / Bonds, or other funds investing in fixed income instruments: from 60% up to 90% / Corporate Bonds with credit rating lower than IG, or other funds investing in Corporate Bonds with credit rating lower than IG: up to 20%

The Fund may also invest in money market instruments or in other funds investing in money market instruments. In order to achieve its objectives and to offset risk the Fund can invest in derivatives. Income generated by the Fund is reinvested and included in the value of units. Investors can buy or sell units of the Fund every day which is a bank business day in Luxembourg. Recommendation: This Fund may not be appropriate for investors who plan to withdraw their money within 5 years.

## Overview

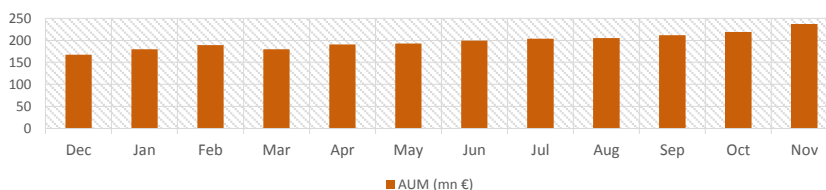
Date	30 Nov 2020
Portfolio launch date	27 Mar 2017
Unit class launch date	24 Apr 2017
Unit Type	Cap
Currency	EUR
ISIN Code	LU1555072336
Ticker Bloomberg	NEFEBCC
NAV Frequency	Daily
Management Fees	0.60%
Ongoing Charges	0.85%

Management Company	NEAM S.A.
Investment Manager	Union Investment
Central Administration	CACEIS
Depository Bank	CACEIS

## SRRI Indicator



## Total Net Asset (Sub-fund) - 1 Year or since inception

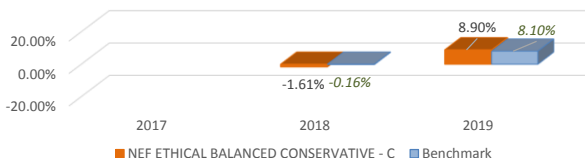


## Performance Indicators

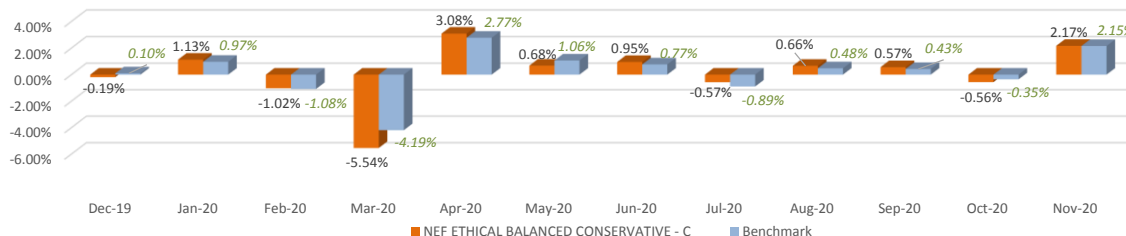
Performance %	1M	3M	6M	YTD	1Y	3Y
NEF ETHICAL BALANCED CONSERVATIVI	2.17%	2.17%	3.24%	1.88%	1.69%	8.40%
CONS BMK COMP	2.15%	2.23%	2.58%	1.22%	0.94%	9.05%

40% ICE 1-10 Year Global Gov Ind, 20% ICE 1-5 Year Euro Gov Ind, 20% ICE Euro Corp Ind, 10% MSCI World Net Total Ret USD Ind, 10% MSCI EMU Ind

## Past Performance - 3 Years



## Past Performance - 12 Months

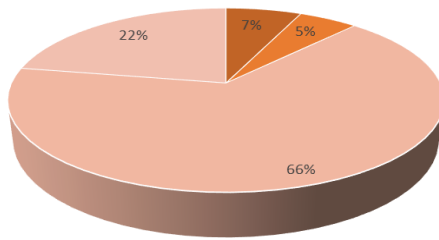


## Daily NAV Price - 5 Year or since inception



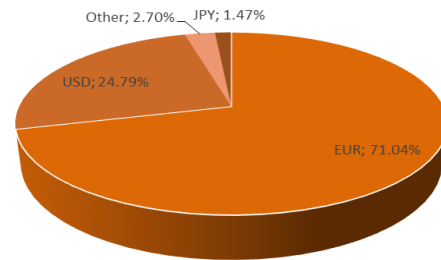


### Asset class breakdown %



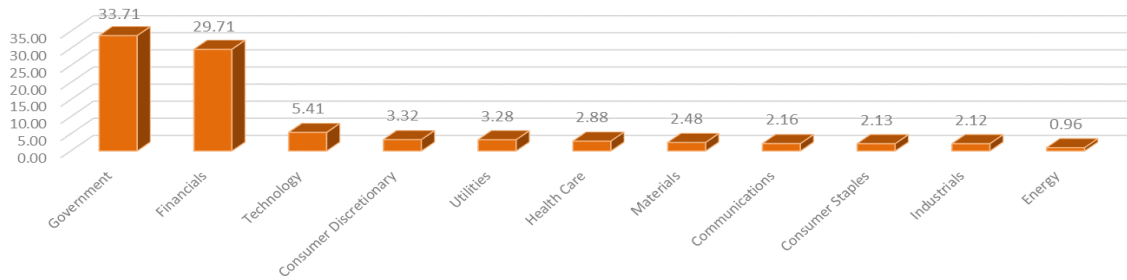
Other 22% Cash 7% Bond 5% Equity 66%

### Currency breakdown % - After hedging

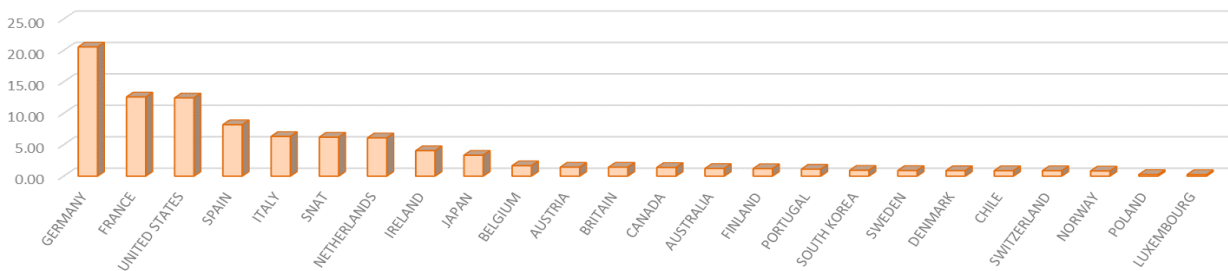


EUR 71.04% USD 24.79% Other 2.70% JPY 1.47%

### Sector breakdown %



### Country breakdown %



### Top Ten Holding %

Uninstitutional Green Bonds	6.59
EIB 2 3/8 05/24/27	3.21
KFW 1 3/4 09/14/29	3.03
KFW 0 3/4 09/30/30	2.77
IRISH 1.35 03/18/31	2.48
SPGB 1.95 04/30/26	2.40
EIB 2 1/8 04/13/26	2.16
BTPS 4 1/2 05/01/23	1.89
T 2 1/2 08/15/23	1.70
T 1 1/8 07/31/21	1.60
<b>Total</b>	<b>27.83</b>

### Disclaimer :

Source ICE Data Indices, LLC ("ICE DATA"), is used with permission. ICE DATA, ITS AFFILIATES AND THEIR RESPECTIVE THIRD PARTY SUPPLIERS DISCLAIM ANY AND ALL WARRANTIES AND REPRESENTATIONS, EXPRESS AND/OR IMPLIED, INCLUDING ANY WARRANTIES OF MERCHANTABILITY OR FITNESS FOR A PARTICULAR PURPOSE OR USE, INCLUDING THE INDICES, INDEX DATA AND ANY DATA INCLUDED IN, RELATED TO, OR DERIVED THEREFROM. NEITHER ICE DATA, ITS AFFILIATES NOR THEIR RESPECTIVE THIRD PARTY SUPPLIERS SHALL BE SUBJECT TO ANY DAMAGES OR LIABILITY WITH RESPECT TO THE ADEQUACY, ACCURACY, TIMELINESS OR COMPLETENESS OF THE INDICES OR THE INDEX DATA OR ANY COMPONENT THEREOF, AND THE INDICES AND INDEX DATA AND ALL COMPONENTS THEREOF ARE PROVIDED ON AN "AS IS" BASIS AND YOUR USE IS AT YOUR OWN RISK. ICE DATA, ITS AFFILIATES AND THEIR RESPECTIVE THIRD PARTY SUPPLIERS DO NOT SPONSOR, ENDORSE, OR RECOMMEND [INSERT SUBSCRIBER NAME], OR ANY OF ITS PRODUCTS OR SERVICES.