

## NEF EMERGING MARKET EQUITY - R

### Investment Policy

This equity Fund seeks to invest primarily in stocks issued by companies which operate in emerging markets with a rapid growth, but not yet fully developed. These stocks are dealt on stock exchanges or regulated markets. The Fund's investment decisions are made on a discretionary basis. Financial techniques and instruments for hedging and/or non hedging purposes may be used. Income generated by the Fund is reinvested and included in the value of units. Investors can buy or sell units of the Fund every day which is a bank business day in Luxembourg. Recommendation: this Fund may not be appropriate for investors who plan to withdraw their money within 7 years.

### Overview

Date	30 Nov 2020
Portfolio launch date	08 Oct 1999
Unit class launch date	20 Oct 1999
Unit Type	Cap
Currency	EUR
ISIN Code	LU0102238812
Ticker Bloomberg	CAGNEPR
NAV Frequency	Daily
Management Fees	1.85%
Ongoing Charges	2.37%

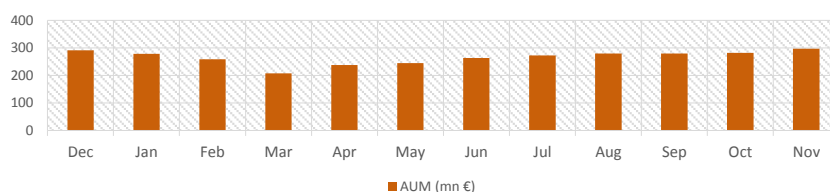
Management Company	NEAM S.A.
Investment Manager	Vontobel AM
Central Administration	CACEIS
Depository Bank	CACEIS

### SRRI Indicator



Fund Volatility - 1Y	13.13
Sharpe Ratio - 1Y	19.81

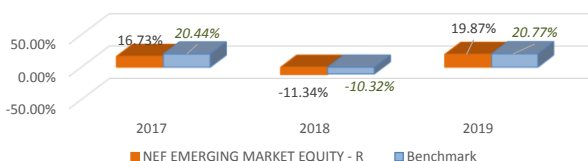
### Total Net Asset (Sub-fund) - 1 Year or since inception



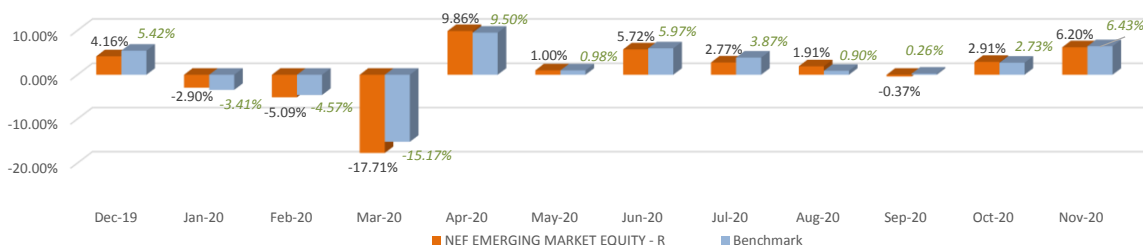
### Performance Indicators

Performance %	1M	3M	6M	YTD	1Y	3Y
NEF EMERGING MARKET EQUITY - R	6.20%	8.88%	20.56%	1.02%	5.22%	9.03%
M1EF Index	6.43%	9.62%	21.75%	3.52%	9.13%	
MSCI Emerging Markets Net Total Return USD Index						

### Past Performance - 3 Years



### Past Performance - 12 Months

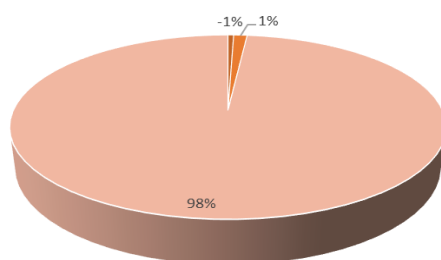


### Daily NAV Price - 5 Year or since inception



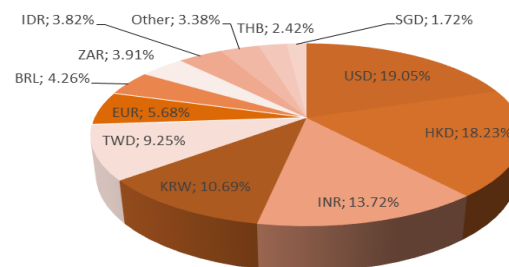


#### Asset class breakdown %



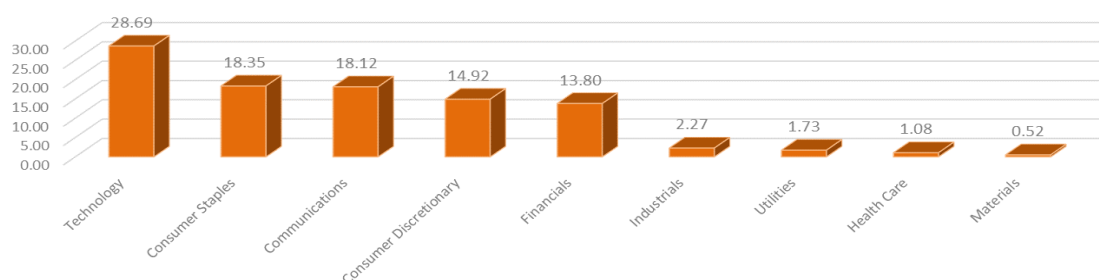
■ Other ■ Cash ■ Equity

#### Currency breakdown % - After hedging

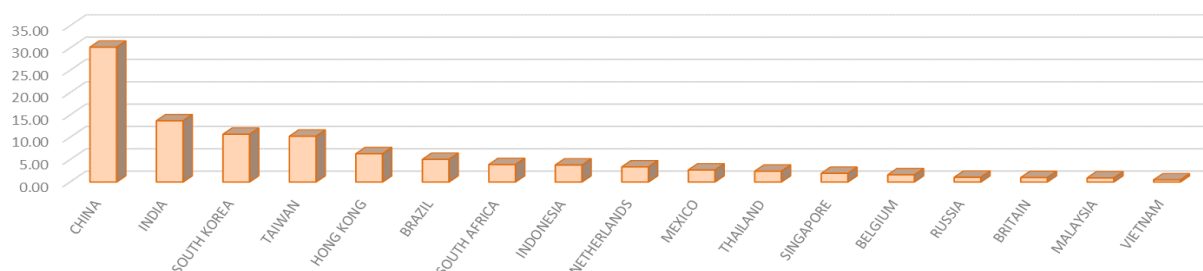


■ USD ■ HKD ■ INR ■ KRW ■ TWD ■ EUR ■ BRL ■ ZAR ■ IDR ■ Other ■ THB ■ SGD

#### Sector breakdown %



#### Country breakdown %



#### Top Ten Holding %

Taiwan Semiconductor Manufactu	6.55
Alibaba Group Holding Ltd	5.86
Tencent Holdings Ltd	5.77
SK Hynix Inc	5.00
Naspers Ltd	3.91
Heineken NV	3.38
Tata Consultancy Services Ltd	3.12
HCL Technologies Ltd	3.09
Yum China Holdings Inc	2.77
Wuliangye Yibin Co Ltd	2.51
<b>Total</b>	<b>41.96</b>