NEF EMERGING MARKET BOND - I

Investment Policy

The objective of this bond Fund is to achieve capital appreciation. The Fund's investment decisions are made on a discretionary basis. The Fund mainly invests in bonds issued by or guaranteed by national governments, government agencies from non G-7 countries dealt on regulated market. Emphasis is placed on bonds issued in the following currencies: Euro, Japanese Yen, Pound Sterling, US Dollar. Financial techniques and instruments for hedging and/or non hedging purposes may be used. Income generated by the Fund is reinvested and included in the value of units. Investors can buy or sell units of the Fund every day which is a bank business day in Luxembourg.
Recommendation: this Fund may not be appropriate for investors who plan to withdraw their money within 3 to 4 years.

Overview

Date	30 Nov 2020
Portfolio launch date	08 Oct 1999
Unit class launch date	14 Oct 1999
Unit Type	Cap
Currency	EUR
ISIN Code	LU0138389415
Ticker Bloomberg	CAGNOPI
NAV Frequency	Daily
Management Fees	0.50%
Ongoing Charges	0.64%
Management Company	NEAM S.A.
Investment Manager	BNP Paribas AM
Central Administration	CACEIS
Depositary Bank	CACEIS

SRRI Indicator

Low risk — High risk



Fund Volatility - 1Y	4.85
Sharpe Ratio - 1Y	11.77

Total Net Asset (Sub-fund) - 1 Year or since inception

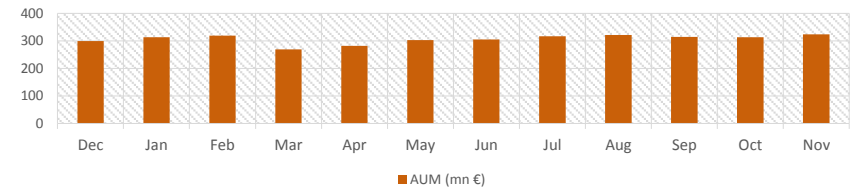

Performance Indicators

Performance %	1M	3M	6M	YTD	1Y	3Y
NEF EMERGING MARKET BOND - I	4.04%	2.22%	9.33%	1.30%	2.52%	7.95%
GBIE8H2U Index	*3.19%*	*1.66%*	*7.82%*	*0.78%*	*2.22%*	*7.80%*

80% J.P. Morgan EMBI Global Diversified Hedged EUR + 20% J.P. Morgan EMBI Global Diversified Composite

Past Performance - 3 Years

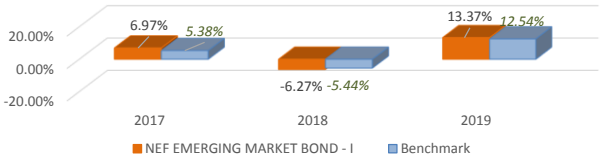

Past Performance - 12 Months

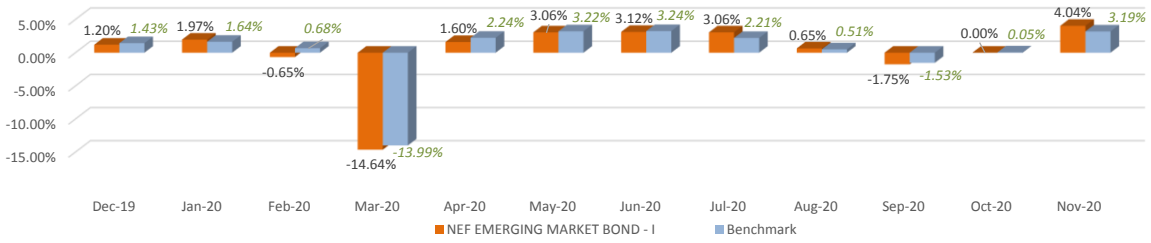

Daily NAV Price - 5 Year or since inception

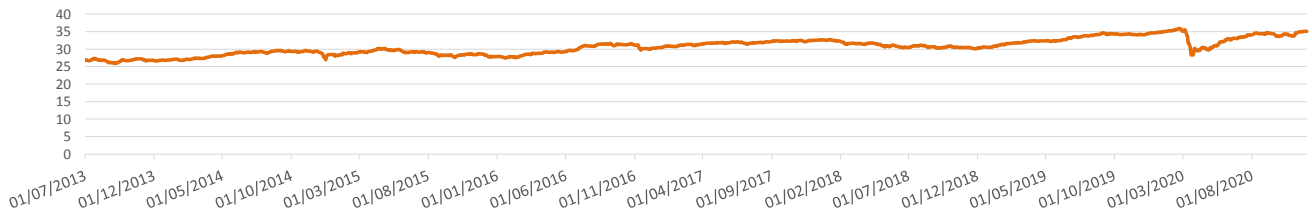

This document does not constitute an offer to purchase securities or solicitation of public savings. An investment involves risks, there is no certainty that the investment's objective will be achieved. Past performance is not necessarily a guarantee or an indication of future performance. The capital in these funds is not guaranteed. The document is prepared for information purposes, before the subscription read the Key Investor Information - KIID. This document may not be reproduced, in whole or in part. For more information please go to our Fund pages on our website www.neam.lu

Asset class breakdown %

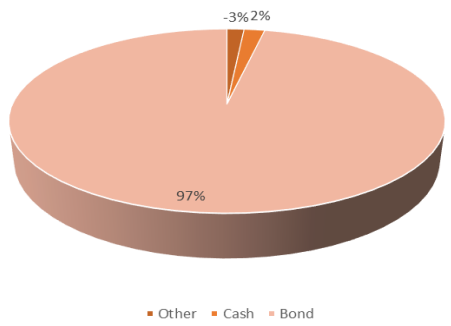

Currency breakdown % - After hedging

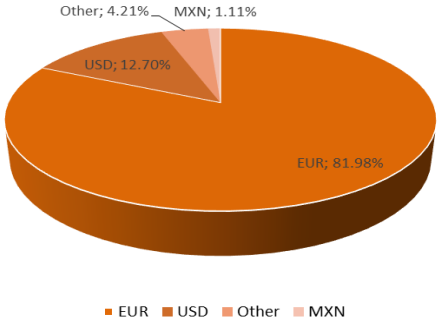

Sector breakdown %

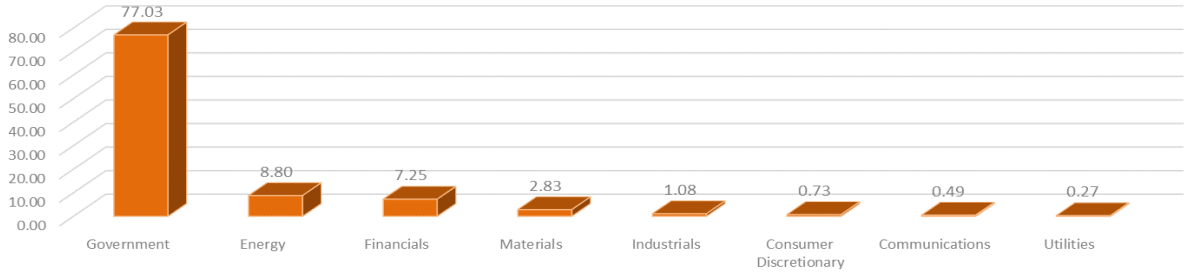

Country breakdown %

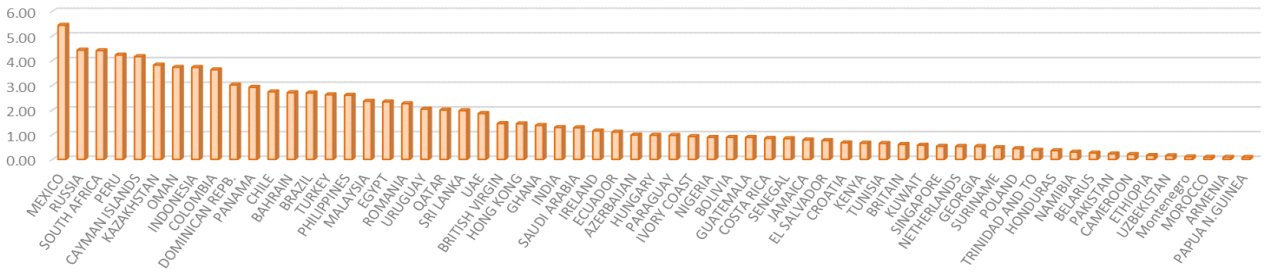

Top Ten Holding %

SAGB 8 7/8 02/28/35	2.38
RFLB 7.65 04/10/30	2.10
BHRAIN 7 1/2 09/20/47	2.00
PANAMA 9 3/8 04/01/29	1.98
PERU 8 3/4 11/21/33	1.95
PERU 6.95 08/12/31	1.91
PHILIP 9 1/2 02/02/30	1.68
URUGUA 7 5/8 03/21/36	1.66
OMAN 6 3/4 01/17/48	1.54
KAZAKS 2 3/8 11/09/28	1.44
Total	18.64

Disclaimer :

Information has been obtained from sources believed to be reliable but J.P. Morgan does not warrant its completeness or accuracy. The Index is used with permission. The Index may not be copied, used, or distributed without J.P. Morgan's prior written approval. Copyright 201[9], J.P. Morgan Chase & Co. All rights reserved.

This document does not constitute an offer to purchase securities or solicitation of public savings. An investment involves risks, there is no certainty that the investment's objective will be achieved. Past performance is not necessarily a guarantee or an indication of future performance. The capital in these funds is not guaranteed. The document is prepared for information purposes, before the subscription read the Key Investor Information - KIID. This document may not be reproduced, in whole or in part. For more information please go to our Fund pages on our website www.neam.lu