

## NEF EMERGING MARKET BOND - D

### Investment Policy

The objective of this bond Fund is to achieve capital appreciation. The Fund's investment decisions are made on a discretionary basis. The Fund mainly invests in bonds issued by or guaranteed by national governments, government agencies from non G-7 countries dealt on regulated market. Emphasis is placed on bonds issued in the following currencies: Euro, Japanese Yen, Pound Sterling, US Dollar. Financial techniques and instruments for hedging and/or non hedging purposes may be used. The Fund aims to pay out a dividend on a semi-annually basis. The ex dividend date is the fifteenth day of January and July (or the first following Business Day) and for the first time in July 2018. Investors can buy or sell units of the Fund every day which is a bank business day in Luxembourg.

Recommendation: this Fund may not be appropriate for investors who plan to withdraw their money within 3 to 4 years.

### Overview

Date	30 Nov 2020
Portfolio launch date	08 Oct 1999
Unit class launch date	28 Mar 2018
Unit Type	Dis
Currency	EUR
ISIN Code	LU1799642282
Ticker Bloomberg	NEFEMBD
NAV Frequency	Daily
Management Fees	1.40%
Ongoing Charges	1.69%

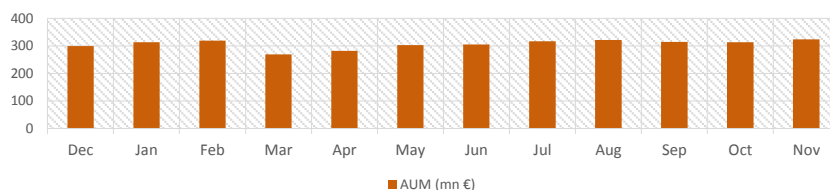
Management Company	NEAM S.A.
Investment Manager	BNP Paribas AM
Central Administration	CACEIS
Depository Bank	CACEIS

### SRRI Indicator



Fund Volatility - 1Y	4.82
Sharpe Ratio - 1Y	11.80

### Total Net Asset (Sub-fund) - 1 Year or since inception

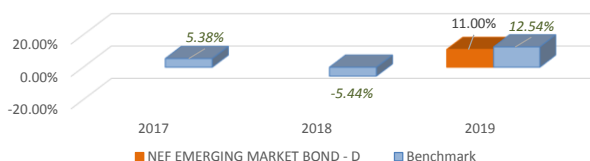


### Performance Indicators

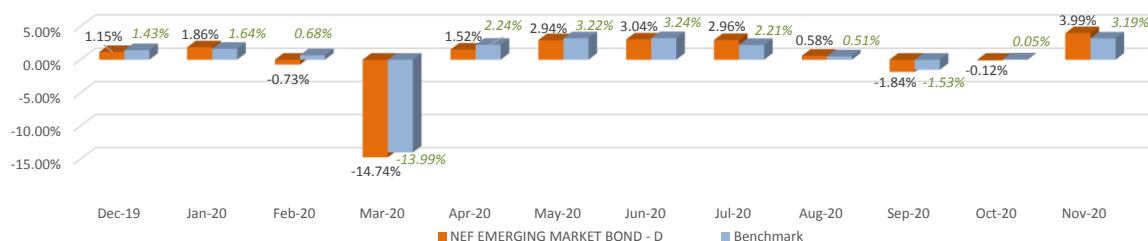
Performance %	1M	3M	6M	YTD	1Y	3Y
NEF EMERGING MARKET BOND - D	3.99%	1.96%	8.78%	0.32%	1.48%	
GBIE8H2U Index	3.19%	1.66%	7.82%	0.78%	2.22%	7.80%

80% J.P. Morgan EMBI Global Diversified Hedged EUR + 20% J.P. Morgan EMBI Global Diversified Composite

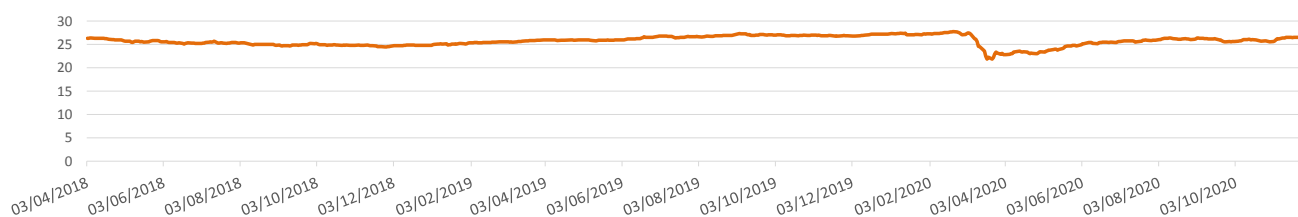
### Past Performance - 3 Years



### Past Performance - 12 Months

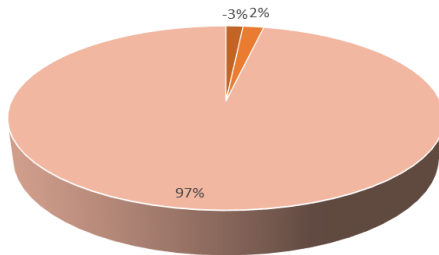


### Daily NAV Price - 5 Year or since inception



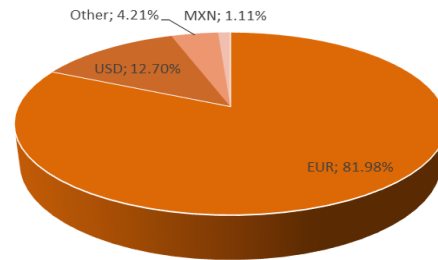


## Asset class breakdown %



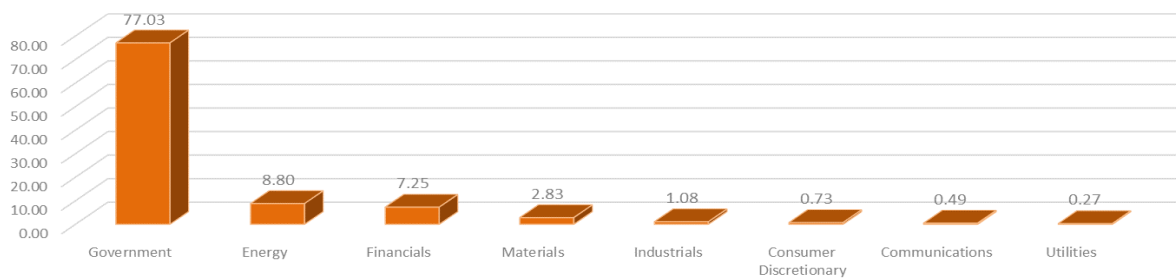
Other Cash Bond

## Currency breakdown % - After hedging

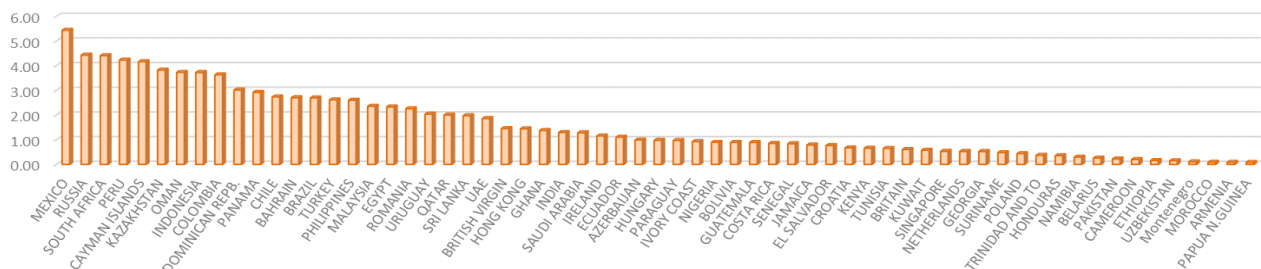


EUR USD Other MXN

## Sector breakdown %



## Country breakdown %



## Top Ten Holding %

SAGB 8 7/8 02/28/35	2.38
RFLB 7.65 04/10/30	2.10
BHRAIN 7 1/2 09/20/47	2.00
PANAMA 9 3/8 04/01/29	1.98
PERU 8 3/4 11/21/33	1.95
PERU 6.95 08/12/31	1.91
PHILIP 9 1/2 02/02/30	1.68
URUGUA 7 5/8 03/21/36	1.66
OMAN 6 3/4 01/17/48	1.54
KAZAKS 2 3/8 11/09/28	1.44
Total	18.64

## Disclaimer :

Information has been obtained from sources believed to be reliable but J.P. Morgan does not warrant its completeness or accuracy. The Index is used with permission. The Index may not be copied, used, or distributed without J.P. Morgan's prior written approval. Copyright 2019, J.P. Morgan Chase & Co. All rights reserved.