

NEF EE.ME.A. EQUITY - C

Investment Policy

This equity Fund seeks to invest primarily in stocks listed on Eastern European, Middle East & African stock markets (EE.ME.A.). The Fund may also invest on an ancillary basis, in stocks listed on other stock markets. The assets could also, on an ancillary basis, be allocated in securities linked to the stock market, like convertible bonds, ADR's and GDR's and Participation Notes (P-Notes) without embedded derivatives. The Fund's investment decisions are made on a discretionary basis. Financial techniques and instruments for hedging and/or non hedging purposes may be used. Income generated by the Fund is reinvested and included in the value of units. Investors can buy or sell units of the Fund every day which is a bank business day in Luxembourg. Recommendation: this Fund may not be appropriate for investors who plan to withdraw their money within 7 years.

Overview

Date	28 Feb 2020
Portfolio launch date	04 Mar 2002
Unit class launch date	29 Oct 2019
Unit Type	Cap
Currency	EUR
ISIN Code	LU1555162590
Ticker Bloomberg	NOREAEC
NAV Frequency	Daily
Management Fees	0.80%
Ongoing Charges	1.07%

Management Company	NEAM S.A.
Investment Manager	Union Investment
Central Administration	CACEIS
Depository Bank	CACEIS

SRRI Indicator



Fund Volatility - 1Y

0.00

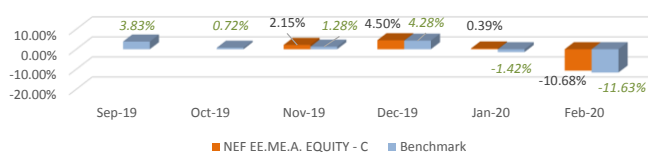
Sharpe Ratio - 1Y

Not Applicable

Performance Indicators

Performance %	1 Month	3 Months	6 Months	YTD	1Y
NEF EE.ME.A. EQUITY - C	-10.68%	-6.30%	-3.78%	-10.34%	
EEMEA BMK COMP	-11.63%	-9.24%	-3.78%	-12.89%	-0.47%

Past Performance - 6 Months



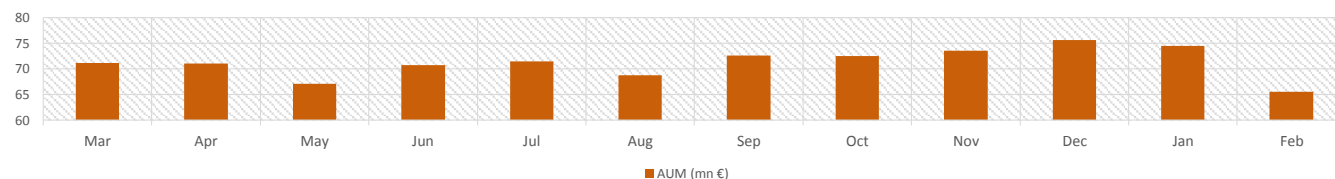
55% MSCI EM EAST, 10% MSCI TURKEY, 10% MSCI EGYPT, 10% MSCI SAUDI ARABIA, 10% MSCI S. AFRICA, 5% MSCI NIGERIA

Past Performance - 5 Years

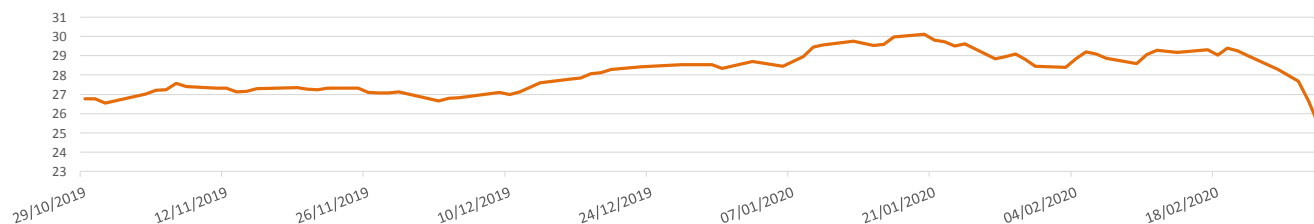


Total Net Asset (Sub-fund) - 1 Year or since inception

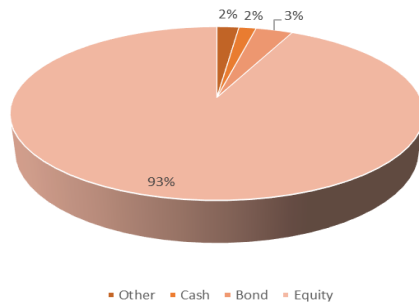
AUM



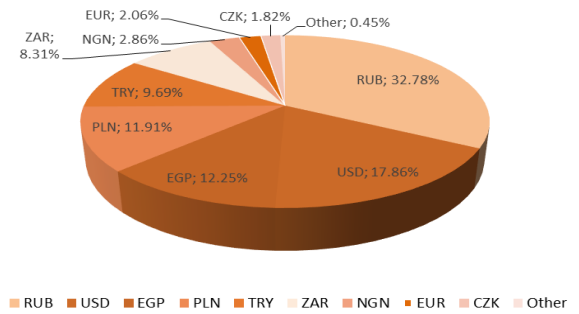
Daily NAV Price - 5 Year or since inception



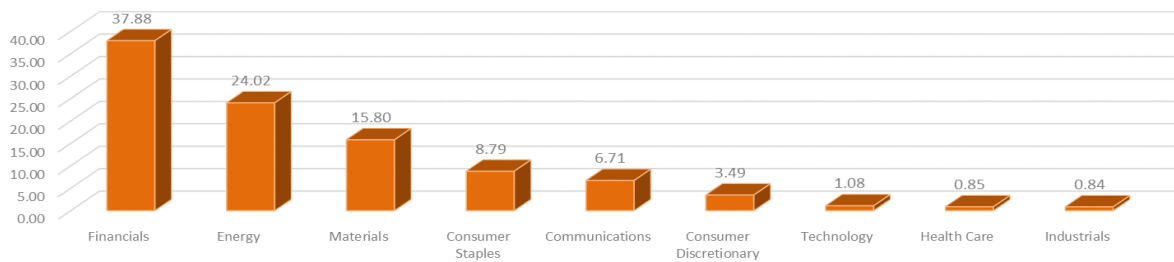
Asset class breakdown %



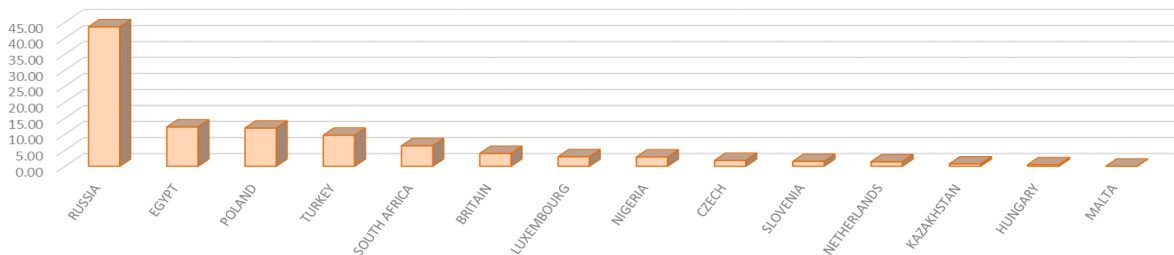
Currency breakdown % - After hedging



Sector breakdown %



Country breakdown %



Top Ten Holding %

Commercial International Bank	9.26
LUKOIL PJSC	6.74
Sberbank of Russia PJSC	6.11
Tatneft PJSC	5.48
MMC Norilsk Nickel PJSC	4.20
Naspers Ltd	3.15
Gazprom PJSC	2.94
HSBC 0 01/19/21	2.83
Polyus PJSC	2.63
Powszechna Kasa Oszczednosci B	2.10
Total	45.42